



Air Conditioning & Heating

PRODUCT SPECIFICATIONS



16 SEER / R-410A

2 TO 5 TONS

COOLING CAPACITY

24,000 BTU/H TO 57,000 BTU/H



Online registration is required within 60 days of installation.

SSX16

HIGH-EFFICIENCY

SPLIT SYSTEM AIR CONDITIONER

The Goodman® SSX16 Air Conditioner uses the environmentally friendly refrigerant R-410A, which is chlorine-free to help prevent damage to the ozone layer. This unit features a high-efficiency Copeland® scroll compressor plus energy efficiencies and operating sound levels that are among the best in the heating and cooling industry. The SSX16 is designed for the consumer who desires superior comfort, quiet operation, and environmentally friendly performance.

Standard Features

- R-410A environmentally friendly refrigerant
- High-efficiency Copeland® scroll compressor
Single-Stage — 2 through 4 tons
Two-Stage — 5 tons
- High-quality compressor sound blanket
- High-pressure switch; low-pressure switch
- Factory-installed filter dryer
- 850-RPM condenser fan motor
- Copper tube/enhanced aluminum fin coil
- Sweat connection service valves with easy access to gauge ports
- Contactor with lug connection
- Ground lug connection
- ARI Certified; ETL Listed

Cabinet Features

- Unique Goodman® sound control top design
- Steel louver coil guard
- Heavy-gauge galvanized-steel cabinet
- Attractive Architectural Gray powder-paint finish with 500-hour salt-spray approval
- Top and side compressor and tubing access
- Single-panel access to controls with space provided for field-installed accessories
- When properly anchored, meets 2001 Florida Building Code unit integrity requirements for hurricane-type winds

Contents

Nomenclature.....	2
Product Specifications.....	3
Expanded Cooling Data.....	4
ARI Performance Ratings.....	14
Dimensions.....	20
Wiring Diagrams.....	21
Accessories	23



NOMENCLATURE

	S	S	X	16	036	1	A	A		
	1	2	3	4,5	6,7,8	9	10	11		
Brand	G Goodman® (Standard Feature Set Models)		S Goodman® (High Feature Set Models)							Engineering * Minor Revision
Product Category	S Split System									Engineering * Major Revision
Unit Type	C Condenser R-22		X Condenser R-410A		H Heat Pump R-22		Z Heat Pump R-410A			
Efficiency	13 13 SEER		14 14 SEER		16 16 SEER					
									Electrical	
									1 208/230 V, 1 Phase, 60 Hz	
									2 220/240 V, 1 Phase, 50 Hz	
									3 208/230 V, 3 Phase, 60 Hz	
									4 460 V, 3 Phase, 60 Hz	
									5 380/415 V, 3 Phase, 50 Hz	
									Nominal Capacity	
									018 1½ Tons 048 4 Tons	
									024 2 Tons 060 5 Tons	
									030 2½ Tons 090 7½ tons	
									036 3 Tons 120 10 Tons	
									042 3½ Tons	

* Neither used for order entry or inventory management.

Important EnergyStar Notice: Proper sizing and installation of equipment is critical to achieve optimal performance. Split system air conditioners and heat pumps must be matched with appropriate coil components to meet EnergyStar criteria. Ask your contractor for details or visit www.energystar.gov.

SPECIFICATIONS

	SSX16 0241A*	SSX16 0361A*	SSX16 0481A*	SSX16 0601A*
Cooling Capacity				
Nominal Cooling (BTU/h)	24,000	36,000	48,000	60,000
Decibels	73.5	73.5	73.5	73.5
Compressor				
RLA	13.4	14.1	19.8	25.6
LRA	58.3	77	109	118
Condenser Fan Motor				
Horsepower (RPM)	1/12	1/6	1/6	1/6
FLA	0.60	1.10	1.10	1.00
Refrigeration System				
Refrigerant Line Size¹				
Liquid Line Size ("O.D.)	3/8"	3/8"	3/8"	3/8"
Suction Line Size ("O.D.)	3/4"	7/8"	1 1/8"	1 1/8"
Refrigerant Connection Size				
Liquid Valve Size ("O.D.)	3/8"	3/8"	3/8"	3/8"
Suction Valve Size ("O.D.)	3/4"	3/4"	7/8"	7/8"
Valve Connection Type	Sweat	Sweat	Sweat	Sweat
Refrigerant Charge	165	160	250	200
Electrical Data				
Voltage-Hz / Phase	208/230-60-1			
Minimum Circuit Ampacity ²	17.4	18.7	25.9	33.0
Max. Overcurrent Protection ³	30	30	40	50
Min / Max Volts	197/253	197/253	197/253	197/253
Electrical Conduit Size	1/2" or 3/4"	1/2" or 3/4"	1/2" or 3/4"	1/2" or 3/4"
Ship Weight (lbs)	282	282	282	296

¹ Tested and rated in accordance with ARI Standard 210/240

² Wire size should be determined in accordance with National Electrical Codes; extensive wire runs will require larger wire sizes

³ Must use time-delay fuses or HACR-type circuit breakers of the same size as noted.

Notes

- Always check the S&R plate for electrical data on the unit being installed.
- Installer will need to supply 7/8" to 1 1/8" adapters for suction line connections.
- Unit is charged with refrigerant for 15' of 3/8" liquid line. System charge must be adjusted per Installation Instructions Final Charge Procedure.
- Installation of these units requires the specified TXV Kit to be installed on the indoor coil. THE SPECIFIED TXV IS DETERMINED BY THE OUTDOOR UNIT NOT THE INDOOR COIL.

EXPANDED COOLING DATA — SSX160241A* / CA*F3636*6A* + TXV / MBE1600** -1

IDB*	Airflow	Outdoor Ambient Temperature																							
		65°F				75°F				85°F				95°F				105°F				115°F			
		59	63	67	71	59	63	67	71	59	63	67	71	59	63	67	71	59	63	67	71	59	63	67	71
70	MBh	23.5	24.4	26.7	-	23.0	23.8	26.1	-	22.4	23.2	25.5	-	21.9	22.7	24.8	-	20.8	21.5	23.6	-	19.3	20.0	21.9	-
	S/T	0.76	0.64	0.44	-	0.79	0.66	0.46	-	0.81	0.68	0.47	-	0.84	0.70	0.48	-	0.87	0.72	0.50	-	0.87	0.73	0.51	-
	ΔT	18	16	12	-	19	16	12	-	19	16	12	-	19	16	12	-	18	16	12	-	17	15	11	-
	kW	1.38	1.41	1.46	-	1.49	1.52	1.57	-	1.59	1.62	1.68	-	1.67	1.71	1.77	-	1.75	1.79	1.85	-	1.81	1.85	1.92	-
	Amps	5.3	5.4	5.6	-	5.8	5.9	6.1	-	6.3	6.4	6.6	-	6.7	6.8	7.1	-	7.1	7.3	7.5	-	7.5	7.7	8.0	-
	Hi PR	228	246	249	-	258	278	282	-	294	316	320	-	335	360	365	-	376	405	410	-	422	453	460	-
	Lo PR	121	125	136	-	125	129	140	-	129	133	145	-	132	137	149	-	135	139	152	-	138	143	156	-
	MBh	22.8	23.7	25.9	-	22.3	23.1	25.3	-	21.8	22.6	24.7	-	21.2	22.0	24.1	-	20.2	20.9	22.9	-	18.7	19.4	21.2	-
	S/T	0.73	0.61	0.42	-	0.75	0.63	0.44	-	0.77	0.64	0.45	-	0.80	0.67	0.46	-	0.83	0.69	0.48	-	0.83	0.70	0.48	-
	ΔT	19	17	13	-	19	17	13	-	19	17	13	-	19	17	13	-	19	17	13	-	18	16	12	-
700	kW	1.37	1.40	1.44	-	1.48	1.51	1.56	-	1.57	1.61	1.67	-	1.66	1.70	1.76	-	1.73	1.77	1.84	-	1.80	1.84	1.90	-
	Amps	5.3	5.4	5.6	-	5.7	5.8	6.0	-	6.2	6.3	6.6	-	6.6	6.8	7.0	-	7.0	7.2	7.5	-	7.5	7.7	7.9	-
	Hi PR	226	243	247	-	256	275	279	-	291	313	317	-	331	356	361	-	373	401	406	-	417	449	455	-
	Lo PR	120	124	135	-	123	127	139	-	128	132	144	-	131	135	148	-	134	138	151	-	137	141	154	-
	MBh	21.1	21.8	23.9	-	20.6	21.3	23.4	-	20.1	20.8	22.8	-	19.6	20.3	22.3	-	18.6	19.3	21.1	-	17.3	17.9	19.6	-
	S/T	0.70	0.59	0.41	-	0.73	0.61	0.42	-	0.74	0.62	0.43	-	0.77	0.64	0.44	-	0.80	0.67	0.46	-	0.80	0.67	0.47	-
	ΔT	19	17	13	-	20	17	13	-	20	17	13	-	20	17	13	-	20	17	13	-	18	16	12	-
	kW	1.36	1.39	1.43	-	1.46	1.50	1.55	-	1.56	1.60	1.65	-	1.65	1.68	1.74	-	1.72	1.76	1.82	-	1.78	1.82	1.89	-
	Amps	5.2	5.3	5.5	-	5.6	5.8	6.0	-	6.1	6.3	6.5	-	6.6	6.7	6.9	-	7.0	7.2	7.4	-	7.4	7.6	7.8	-
	Hi PR	224	241	244	-	253	272	276	-	288	310	314	-	328	353	358	-	369	397	402	-	413	444	451	-
Lo PR	119	122	134	-	122	126	138	-	126	130	142	-	130	134	146	-	132	137	149	-	136	140	153	-	

75	MBh	23.9	24.6	26.7	28.6	23.4	24.1	26.0	27.9	22.8	23.5	25.4	27.3	22.2	22.9	24.8	26.6	21.1	21.8	23.6	25.3	19.6	20.2	21.8	23.4
	S/T	0.87	0.77	0.59	0.38	0.90	0.80	0.61	0.39	0.92	0.82	0.62	0.40	0.95	0.85	0.64	0.41	0.99	0.88	0.67	0.43	0.99	0.89	0.67	0.43
	ΔT	21	19	16	11	21	20	16	11	21	20	16	11	22	20	16	11	21	20	16	11	20	18	15	10
	kW	1.38	1.41	1.46	1.50	1.49	1.52	1.57	1.63	1.59	1.62	1.68	1.74	1.67	1.71	1.77	1.83	1.75	1.79	1.85	1.92	1.81	1.85	1.92	1.99
	Amps	5.3	5.4	5.6	5.8	5.8	5.9	6.1	6.3	6.3	6.4	6.6	6.9	6.7	6.8	7.1	7.3	7.1	7.3	7.5	7.8	7.5	7.7	8.0	8.3
	Hi PR	228	246	249	255	258	278	282	288	294	316	320	327	335	360	365	373	376	405	410	419	422	453	460	470
	Lo PR	121	125	136	145	125	129	140	150	129	133	145	155	132	137	149	159	135	139	152	162	138	143	156	166
	MBh	23.2	23.9	25.9	27.8	22.7	23.4	25.3	27.1	22.1	22.8	24.7	26.5	21.6	22.2	24.1	25.8	20.5	21.1	22.9	24.5	19.0	19.6	21.2	22.7
	S/T	0.83	0.74	0.56	0.36	0.86	0.77	0.58	0.37	0.88	0.79	0.59	0.38	0.91	0.81	0.61	0.39	0.94	0.84	0.64	0.41	0.95	0.85	0.64	0.41
	ΔT	22	20	17	11	22	21	17	12	22	21	17	12	22	21	17	12	22	20	17	12	21	19	16	11
800	kW	1.37	1.40	1.44	1.49	1.48	1.51	1.56	1.61	1.57	1.61	1.67	1.72	1.66	1.70	1.76	1.82	1.73	1.77	1.84	1.90	1.80	1.84	1.90	1.97
	Amps	5.3	5.4	5.6	5.8	5.7	5.8	6.0	6.3	6.2	6.3	6.6	6.8	6.6	6.8	7.0	7.3	7.0	7.2	7.5	7.7	7.5	7.7	7.9	8.2
	Hi PR	226	243	247	252	256	275	279	285	291	313	317	324	331	356	361	369	373	401	406	415	417	449	455	465
	Lo PR	120	124	135	144	123	127	139	148	128	132	144	153	131	135	148	157	134	138	151	160	137	141	154	164
	MBh	21.4	22.1	23.9	25.6	20.9	21.6	23.3	25.0	20.4	21.0	22.8	24.4	19.9	20.5	22.2	23.8	18.9	19.5	21.1	22.7	17.5	18.1	19.6	21.0
	S/T	0.80	0.71	0.54	0.35	0.83	0.74	0.56	0.36	0.85	0.76	0.57	0.37	0.87	0.78	0.59	0.38	0.91	0.81	0.61	0.39	0.91	0.82	0.62	0.40
	ΔT	22	21	17	12	23	21	17	12	23	21	17	12	23	21	17	12	23	21	17	12	21	19	16	11
	kW	1.36	1.39	1.43	1.48	1.46	1.50	1.55	1.60	1.56	1.60	1.65	1.71	1.65	1.68	1.74	1.80	1.72	1.76	1.82	1.88	1.78	1.82	1.89	1.95
	Amps	5.2	5.3	5.5	5.7	5.6	5.8	6.0	6.2	6.1	6.3	6.5	6.7	6.6	6.7	6.9	7.2	7.0	7.2	7.4	7.7	7.4	7.6	7.8	8.1
	Hi PR	224	241	244	250	253	272	276	282	288	310	314	321	328	353	358	365	369	397	402	411	413	444	451	460
Lo PR	119	122	134	142	122	126	138	147	126	130	142	152	130	134	146	156	132	137	149	159	136	140	153	163	

IDB: Entering Indoor Dry Bulb Temperature Shaded area reflects ACCA (TVA) conditions kW = Total system power Amps = outdoor unit amps (comp.+fan)
 High and low pressures are measured at the liquid and suction service valves. Design Subcooling @ ARI 95°F Conditions, 7° ±2°F @ the Service Valve

EXPANDED COOLING DATA — SSX160241A* / CA*F3636*6A* + TXV / MBE1600** -1 (CONT.)

IDB*	Airflow	Outdoor Ambient Temperature																							
		65°F				75°F				85°F				95°F				105°F				115°F			
		59	63	67	71	59	63	67	71	59	63	67	71	59	63	67	71	59	63	67	71	59	63	67	71
80	MBh	24.3	24.9	26.6	28.4	23.8	24.3	26.0	27.7	23.2	23.7	25.3	27.1	22.6	23.1	24.7	26.4	21.5	22.0	23.5	25.1	19.9	20.4	21.8	23.3
	S/T	0.95	0.89	0.73	0.54	1.00	0.92	0.75	0.56	1.00	0.95	0.77	0.58	1.00	1.00	0.80	0.59	1.00	1.00	0.83	0.62	1.00	1.00	0.83	0.62
	ΔT	24	23	20	16	24	23	20	16	23	24	20	16	22	24	20	16	22	22	20	16	20	21	18	15
	kW	1.38	1.41	1.46	1.50	1.49	1.52	1.57	1.63	1.59	1.62	1.68	1.74	1.67	1.71	1.77	1.83	1.75	1.79	1.85	1.92	1.81	1.85	1.92	1.99
	Amps	5.3	5.4	5.6	5.8	5.8	5.9	6.1	6.3	6.3	6.4	6.6	6.9	6.7	6.8	7.1	7.3	7.1	7.3	7.5	7.8	7.5	7.7	8.0	8.3
	Hi PR	228	246	249	255	258	278	282	288	294	316	320	327	335	360	365	373	376	405	410	419	422	453	460	470
	Lo PR	121	125	136	145	125	129	140	150	129	133	145	155	132	137	149	159	135	139	152	162	138	143	156	166
	MBh	23.6	24.1	25.8	27.6	23.1	23.6	25.2	26.9	22.5	23.0	24.6	26.3	22.0	22.5	24.0	25.7	20.9	21.3	22.8	24.4	19.3	19.8	21.1	22.6
	S/T	0.91	0.85	0.69	0.52	0.94	0.88	0.72	0.54	0.96	0.90	0.73	0.55	0.99	0.93	0.76	0.57	1.00	0.97	0.79	0.59	1.00	0.98	0.79	0.59
	ΔT	25	24	21	16	25	24	21	17	25	24	21	17	25	24	21	17	24	24	21	16	22	22	19	15
kW	1.37	1.40	1.44	1.49	1.48	1.51	1.56	1.61	1.57	1.61	1.67	1.72	1.66	1.70	1.76	1.82	1.73	1.77	1.84	1.90	1.80	1.84	1.90	1.97	
Amps	5.3	5.4	5.6	5.8	5.7	5.8	6.0	6.3	6.2	6.3	6.6	6.8	6.6	6.8	7.0	7.3	7.0	7.2	7.5	7.7	7.5	7.7	7.9	8.2	
Hi PR	226	243	247	252	256	275	279	285	291	313	317	324	331	356	361	369	373	401	406	415	417	449	455	465	
Lo PR	120	124	135	144	123	127	139	148	128	132	144	153	131	135	148	157	134	138	151	160	137	141	154	164	
MBh	21.8	22.3	23.8	25.5	21.3	21.8	23.3	24.9	20.8	21.3	22.7	24.3	20.3	20.7	22.2	23.7	19.3	19.7	21.0	22.5	17.9	18.2	19.5	20.8	
S/T	0.87	0.82	0.67	0.50	0.91	0.85	0.69	0.52	0.93	0.87	0.71	0.53	0.96	0.90	0.73	0.55	0.99	0.93	0.76	0.57	1.00	0.94	0.77	0.57	
ΔT	25	24	21	17	25	24	21	17	25	24	21	17	26	24	21	17	25	24	21	17	24	23	20	16	
kW	1.36	1.39	1.43	1.48	1.46	1.50	1.55	1.60	1.56	1.60	1.65	1.71	1.65	1.68	1.74	1.80	1.72	1.76	1.82	1.88	1.78	1.82	1.89	1.95	
Amps	5.2	5.3	5.5	5.7	5.6	5.8	6.0	6.2	6.1	6.3	6.5	6.7	6.6	6.7	6.9	7.2	7.0	7.2	7.4	7.7	7.4	7.6	7.8	8.1	
Hi PR	224	241	244	250	253	272	276	282	288	310	314	321	328	353	358	365	369	397	402	411	413	444	451	460	
Lo PR	119	122	134	142	122	126	138	147	126	130	142	152	130	134	146	156	132	137	149	159	136	140	153	163	

85	MBh	24.8	25.2	26.4	28.2	24.2	24.7	25.8	27.6	23.6	24.1	25.2	26.9	23.0	23.5	24.6	26.2	21.9	22.3	23.4	24.9	20.3	20.7	21.6	23.1
	S/T	1.00	0.96	0.87	0.70	1.00	1.00	0.90	0.73	1.00	1.00	0.92	0.75	1.00	1.00	0.95	0.77	1.00	1.00	0.99	0.80	1.00	1.00	1.00	0.81
	ΔT	25	25	23	20	25	25	24	21	24	25	24	21	24	24	24	21	22	23	24	20	21	21	22	19
	kW	1.38	1.41	1.46	1.50	1.49	1.52	1.57	1.63	1.59	1.62	1.68	1.74	1.67	1.71	1.77	1.83	1.75	1.79	1.85	1.92	1.81	1.85	1.92	1.99
	Amps	5.3	5.4	5.6	5.8	5.8	5.9	6.1	6.3	6.3	6.4	6.6	6.9	6.7	6.8	7.1	7.3	7.1	7.3	7.5	7.8	7.5	7.7	8.0	8.3
	Hi PR	228	246	249	255	258	278	282	288	294	316	320	327	335	360	365	373	376	405	410	419	422	453	460	470
	Lo PR	121	125	136	145	125	129	140	150	129	133	145	155	132	137	149	159	135	139	152	162	138	143	156	166
	MBh	24.0	24.5	25.7	27.4	23.5	23.9	25.1	26.8	22.9	23.4	24.5	26.1	22.4	22.8	23.9	25.5	21.2	21.7	22.7	24.2	19.7	20.1	21.0	22.4
	S/T	0.95	0.92	0.83	0.67	0.98	0.95	0.86	0.70	1.00	0.97	0.88	0.71	1.00	1.00	0.91	0.74	1.00	1.00	0.94	0.76	1.00	1.00	0.95	0.77
	ΔT	26	26	24	21	27	26	25	21	26	26	25	21	26	26	25	22	24	25	25	21	23	23	23	20
kW	1.37	1.40	1.44	1.49	1.48	1.51	1.56	1.61	1.57	1.61	1.67	1.72	1.66	1.70	1.76	1.82	1.73	1.77	1.84	1.90	1.80	1.84	1.90	1.97	
Amps	5.3	5.4	5.6	5.8	5.7	5.8	6.0	6.3	6.2	6.3	6.6	6.8	6.6	6.8	7.0	7.3	7.0	7.2	7.5	7.7	7.5	7.7	7.9	8.2	
Hi PR	226	243	247	252	256	275	279	285	291	313	317	324	331	356	361	369	373	401	406	415	417	449	455	465	
Lo PR	120	124	135	144	123	127	139	148	128	132	144	153	131	135	148	157	134	138	151	160	137	141	154	164	
MBh	22.2	22.6	23.7	25.3	21.7	22.1	23.1	24.7	21.2	21.6	22.6	24.1	20.6	21.0	22.0	23.5	19.6	20.0	20.9	22.3	18.2	18.5	19.4	20.7	
S/T	0.92	0.88	0.80	0.65	0.95	0.92	0.83	0.67	0.97	0.94	0.85	0.69	1.00	0.97	0.87	0.71	1.00	1.00	0.91	0.74	1.00	1.00	0.92	0.74	
ΔT	26.7	26	25	21	27	27	25	22	27	27	25	22	27	27	25	22	26	26	25	22	24	24	23	20	
kW	1.36	1.39	1.43	1.48	1.46	1.50	1.55	1.60	1.56	1.60	1.65	1.71	1.65	1.68	1.74	1.80	1.72	1.76	1.82	1.88	1.78	1.82	1.89	1.95	
Amps	5.2	5.3	5.5	5.7	5.6	5.8	6.0	6.2	6.1	6.3	6.5	6.7	6.6	6.7	6.9	7.2	7.0	7.2	7.4	7.7	7.4	7.6	7.8	8.1	
Hi PR	224	241	244	250	253	272	276	282	288	310	314	321	328	353	358	365	369	397	402	411	413	444	451	460	
Lo PR	119	122	134	142	122	126	138	147	126	130	142	152	130	134	146	156	132	137	149	159	136	140	153	163	

IDB: Entering Indoor Dry Bulb Temperature Shaded area reflects ARI conditions
 High and low pressures are measured at the liquid and suction service valves.
 kW = Total system power Amps = outdoor unit amps (comp.+fan)
 Design Subcooling @ ARI 95°F Conditions, 7° ±2°F @ the Service Valve

EXPANDED COOLING DATA — SSX160361A* / CA*F4860*6A* + TXV / MBE2000** -1

IDB*	Airflow	Outdoor Ambient Temperature																							
		65°F				75°F				85°F				95°F				105°F				115°F			
		59	63	67	71	59	63	67	71	59	63	67	71	59	63	67	71	59	63	67	71	59	63	67	71
70	MBh	33.9	35.1	38.5	-	33.1	34.3	37.6	-	32.3	33.5	36.7	-	31.5	32.7	35.8	-	30.0	31.1	34.0	-	27.8	28.8	31.5	-
	S/T	0.80	0.66	0.46	-	0.82	0.69	0.48	-	0.85	0.71	0.49	-	0.87	0.73	0.50	-	0.91	0.76	0.52	-	0.91	0.76	0.53	-
	ΔT	19	17	13	-	19	17	13	-	19	17	13	-	19	17	13	-	19	17	13	-	18	16	12	-
	kW	2.07	2.11	2.18	-	2.23	2.28	2.35	-	2.37	2.42	2.50	-	2.50	2.55	2.64	-	2.61	2.66	2.75	-	2.70	2.76	2.85	-
	Amps	8.0	8.2	8.5	-	8.7	8.9	9.2	-	9.4	9.6	9.9	-	10.0	10.3	10.6	-	10.7	10.9	11.3	-	11.3	11.6	12.0	-
	Hi PR	237	255	258	-	268	288	292	-	305	327	332	-	347	373	378	-	375	403	409	-	444	477	484	-
	Lo PR	123	127	138	-	126	130	142	-	131	135	147	-	134	138	151	-	137	141	154	-	140	145	158	-
	MBh	32.9	34.1	37.4	-	32.2	33.3	36.5	-	31.4	32.5	35.6	-	30.6	31.7	34.8	-	29.1	30.2	33.0	-	26.9	27.9	30.6	-
	S/T	0.76	0.63	0.44	-	0.79	0.66	0.45	-	0.81	0.67	0.47	-	0.83	0.69	0.48	-	0.86	0.72	0.50	-	0.87	0.73	0.50	-
	ΔT	20	17	13	-	20	17	13	-	20	18	13	-	20	18	13	-	20	17	13	-	19	16	12	-
	kW	2.05	2.09	2.16	-	2.21	2.26	2.33	-	2.35	2.40	2.48	-	2.48	2.53	2.62	-	2.58	2.64	2.73	-	2.68	2.74	2.83	-
	Amps	7.9	8.1	8.4	-	8.6	8.8	9.1	-	9.3	9.5	9.9	-	10.0	10.2	10.5	-	10.6	10.8	11.2	-	11.2	11.5	11.9	-
Hi PR	235	252	256	-	265	285	289	-	302	324	329	-	343	369	375	-	371	399	404	-	440	473	479	-	
Lo PR	122	125	137	-	125	129	141	-	129	133	146	-	133	137	150	-	136	140	153	-	139	143	156	-	
MBh	30.4	31.5	34.5	-	29.7	30.8	33.7	-	29.0	30.0	32.9	-	28.3	29.3	32.1	-	26.9	27.8	30.5	-	24.9	25.8	28.2	-	
S/T	0.73	0.61	0.42	-	0.76	0.63	0.44	-	0.78	0.65	0.45	-	0.80	0.67	0.46	-	0.83	0.70	0.48	-	0.84	0.70	0.49	-	
ΔT	20	18	13	-	21	18	14	-	21	18	14	-	21	18	14	-	21	18	14	-	19	17	13	-	
kW	2.03	2.08	2.14	-	2.19	2.24	2.31	-	2.33	2.38	2.46	-	2.46	2.51	2.60	-	2.56	2.62	2.71	-	2.65	2.71	2.80	-	
Amps	7.9	8.1	8.3	-	8.5	8.7	9.0	-	9.2	9.5	9.8	-	9.9	10.1	10.4	-	10.5	10.7	11.1	-	11.1	11.4	11.8	-	
Hi PR	232	250	253	-	262	282	286	-	299	321	326	-	340	366	371	-	367	395	400	-	435	468	475	-	
Lo PR	120	124	136	-	124	128	140	-	128	132	144	-	132	136	148	-	134	138	151	-	137	142	155	-	
75	MBh	34.5	35.5	38.4	41.2	33.7	34.7	37.5	40.3	32.9	33.8	36.6	39.3	32.1	33.0	35.7	38.4	30.5	31.4	34.0	36.4	28.2	29.1	31.5	33.8
	S/T	0.90	0.81	0.61	0.39	0.94	0.84	0.63	0.41	0.96	0.86	0.65	0.42	0.99	0.89	0.67	0.43	1.00	0.92	0.70	0.45	1.00	0.93	0.70	0.45
	ΔT	22	20	17	11	22	21	17	12	22	21	17	12	23	21	17	12	22	20	17	12	20	19	16	11
	kW	2.07	2.11	2.18	2.25	2.23	2.28	2.35	2.43	2.37	2.42	2.50	2.59	2.50	2.55	2.64	2.73	2.61	2.66	2.75	2.85	2.70	2.76	2.85	2.95
	Amps	8.0	8.2	8.5	8.8	8.7	8.9	9.2	9.5	9.4	9.6	9.9	10.3	10.0	10.3	10.6	11.0	10.7	10.9	11.3	11.7	11.3	11.6	12.0	12.4
	Hi PR	237	255	258	264	268	288	292	298	305	327	332	339	347	373	378	387	375	403	409	417	444	477	484	495
	Lo PR	123	127	138	147	126	130	142	152	131	135	147	157	134	138	151	161	137	141	154	164	140	145	158	168
	MBh	33.5	34.5	37.3	40.0	32.7	33.7	36.4	39.1	31.9	32.9	35.6	38.2	31.1	32.1	34.7	37.2	29.6	30.5	33.0	35.4	27.4	28.2	30.5	32.8
	S/T	0.86	0.77	0.58	0.38	0.89	0.80	0.60	0.39	0.92	0.82	0.62	0.40	0.95	0.85	0.64	0.41	0.98	0.88	0.66	0.43	0.99	0.89	0.67	0.43
	ΔT	23	21	17	12	23	22	18	12	23	22	18	12	24	22	18	12	23	21	18	12	22	20	16	11
	kW	2.05	2.09	2.16	2.23	2.21	2.26	2.33	2.41	2.35	2.40	2.48	2.57	2.48	2.53	2.62	2.71	2.58	2.64	2.73	2.82	2.68	2.74	2.83	2.93
	Amps	7.9	8.1	8.4	8.7	8.6	8.8	9.1	9.4	9.3	9.5	9.9	10.2	10.0	10.2	10.5	10.9	10.6	10.8	11.2	11.6	11.2	11.5	11.9	12.3
Hi PR	235	252	256	261	265	285	289	295	302	324	329	336	343	369	375	383	371	399	404	413	440	473	479	490	
Lo PR	122	125	137	146	125	129	141	150	129	133	146	155	133	137	150	159	136	140	153	163	139	143	156	166	
MBh	30.9	31.8	34.4	37.0	30.2	31.1	33.6	36.1	29.5	30.3	32.8	35.2	28.7	29.6	32.0	34.4	27.3	28.1	30.4	32.7	25.3	26.0	28.2	30.3	
S/T	0.83	0.74	0.56	0.36	0.86	0.77	0.58	0.38	0.88	0.79	0.60	0.38	0.91	0.82	0.62	0.40	0.95	0.85	0.64	0.41	0.95	0.85	0.65	0.42	
ΔT	24	22	18	12	24	22	18	12	24	22	18	12	24	22	18	12	24	22	18	12	22	20	17	12	
kW	2.03	2.08	2.14	2.21	2.19	2.24	2.31	2.39	2.33	2.38	2.46	2.55	2.46	2.51	2.60	2.68	2.56	2.62	2.71	2.80	2.65	2.71	2.80	2.90	
Amps	7.9	8.1	8.3	8.6	8.5	8.7	9.0	9.3	9.2	9.5	9.8	10.1	9.9	10.1	10.4	10.8	10.5	10.7	11.1	11.5	11.1	11.4	11.8	12.2	
Hi PR	232	250	253	259	262	282	286	293	299	321	326	333	340	366	371	379	367	395	400	409	435	468	475	485	
Lo PR	120	124	136	144	124	128	140	149	128	132	144	154	132	136	148	158	134	138	151	161	137	142	155	165	

IDB: Entering Indoor Dry Bulb Temperature Shaded area reflects ACCA (TVA) conditions kW = Total system power Amps = outdoor unit amps (comp. +fan)
 High and low pressures are measured at the liquid and suction service valves. Design Subcooling @ ARI 95°F Conditions, 7° ±2°F @ the Service Valve

EXPANDED COOLING DATA — Ssx160361A* / CA*F4860*6A* + TXV / MBE2000** -1 (CONT.)

IDB*	Airflow	Outdoor Ambient Temperature																								
		65°F				75°F				85°F				95°F				105°F				115°F				
		59	63	67	71	59	63	67	71	59	63	67	71	59	63	67	71	59	63	67	71	59	63	67	71	
80	1300	MBh	35.09	35.86	38.31	40.95	34.28	35.03	37.42	40.00	33.46	34.19	36.53	39.05	32.64	33.36	35.64	38.10	31.01	31.69	33.86	36.19	28.73	29.35	31.36	33.53
		S/T	1.00	0.93	0.76	0.57	1.00	0.96	0.78	0.59	1.00	1.00	0.80	0.60	1.00	1.00	0.83	0.62	1.00	1.00	0.86	0.64	1.00	1.00	0.87	0.65
	ΔT	25	24	21	16	24	24	21	17	24	24	21	17	23	24	21	17	22	22	22	16	20	21	19	15	
	kW	2.07	2.11	2.18	2.25	2.23	2.28	2.35	2.43	2.37	2.42	2.50	2.59	2.50	2.55	2.64	2.73	2.61	2.66	2.75	2.85	2.70	2.76	2.85	2.95	
	Amps	8.0	8.2	8.5	8.8	8.7	8.9	9.2	9.5	9.4	9.6	9.9	10.3	10.0	10.3	10.6	11.0	10.7	10.9	11.3	11.7	11.3	11.6	12.0	12.4	
	Hi PR	237	255	258	264	268	288	292	298	305	327	332	339	347	373	378	387	375	403	409	417	444	477	484	495	
	Lo PR	123	127	138	147	126	130	142	152	131	135	147	157	134	138	151	161	137	141	154	164	140	145	158	168	
	MBh	34.1	34.8	37.2	39.8	33.3	34.0	36.3	38.8	32.5	33.2	35.5	37.9	31.7	32.4	34.6	37.0	30.1	30.8	32.9	35.1	27.9	28.5	30.4	32.5	
	S/T	0.95	0.89	0.72	0.54	0.98	0.92	0.75	0.56	1.00	0.94	0.77	0.57	1.00	0.97	0.79	0.59	1.00	1.00	0.82	0.61	1.00	1.00	0.83	0.62	
	ΔT	26	25	21	17	26	25	22	17	26	25	22	17	25	25	22	17	24	25	22	17	22	23	20	16	
kW	2.05	2.09	2.16	2.23	2.21	2.26	2.33	2.41	2.35	2.40	2.48	2.57	2.48	2.53	2.62	2.71	2.58	2.64	2.73	2.82	2.68	2.74	2.83	2.93		
Amps	7.9	8.1	8.4	8.7	8.6	8.8	9.1	9.4	9.3	9.5	9.9	10.2	10.0	10.2	10.5	10.9	10.6	10.8	11.2	11.6	11.2	11.5	11.9	12.3		
Hi PR	235	252	256	261	265	285	289	295	302	324	329	336	343	369	375	383	371	399	404	413	440	473	479	490		
Lo PR	122	125	137	146	125	129	141	150	129	133	146	155	133	137	150	159	136	140	153	163	139	143	156	166		
MBh	31.4	32.1	34.3	36.7	30.7	31.4	33.5	35.8	30.0	30.6	32.7	35.0	29.3	29.9	31.9	34.1	27.8	28.4	30.3	32.4	25.7	26.3	28.1	30.0		
S/T	0.91	0.86	0.70	0.52	0.94	0.89	0.72	0.54	0.97	0.91	0.74	0.55	1.00	0.94	0.76	0.57	1.04	0.97	0.79	0.59	1.05	0.98	0.80	0.60		
ΔT	26	25	22	18	27	26	22	18	27	26	22	18	27	26	22	18	27	25	22	18	25	24	21	16		
kW	2.03	2.08	2.14	2.21	2.19	2.24	2.31	2.39	2.33	2.38	2.46	2.55	2.46	2.51	2.60	2.68	2.56	2.62	2.71	2.80	2.65	2.71	2.80	2.90		
Amps	7.9	8.1	8.3	8.6	8.5	8.7	9.0	9.3	9.2	9.5	9.8	10.1	9.9	10.1	10.4	10.8	10.5	10.7	11.1	11.5	11.1	11.4	11.8	12.2		
Hi PR	232	250	253	259	262	282	286	293	299	321	326	333	340	366	371	379	367	395	400	409	435	468	475	485		
Lo PR	120	124	136	144	124	128	140	149	128	132	144	154	132	136	148	158	134	138	151	161	137	142	155	165		

85	1300	MBh	35.71	36.40	38.12	40.67	34.88	35.55	37.23	39.72	34.04	34.70	36.35	38.78	33.21	33.86	35.46	37.83	31.55	32.16	33.69	35.94	29.23	29.79	31.20	33.29
		S/T	1.00	1.00	0.91	0.73	1.00	1.00	0.94	0.76	1.00	1.00	0.96	0.78	1.00	1.00	0.99	0.81	1.00	1.00	1.00	0.84	1.00	1.00	1.00	0.84
	ΔT	25	26	24	21	25	25	25	21	24	25	25	21	23	24	25	22	22	23	24	21	21	21	22	20	
	kW	2.07	2.11	2.18	2.25	2.23	2.28	2.35	2.43	2.37	2.42	2.50	2.59	2.50	2.55	2.64	2.73	2.61	2.66	2.75	2.85	2.70	2.76	2.85	2.95	
	Amps	8.0	8.2	8.5	8.8	8.7	8.9	9.2	9.5	9.4	9.6	9.9	10.3	10.0	10.3	10.6	11.0	10.7	10.9	11.3	11.7	11.3	11.6	12.0	12.4	
	Hi PR	237	255	258	264	268	288	292	298	305	327	332	339	347	373	378	387	375	403	409	417	444	477	484	495	
	Lo PR	123	127	138	147	126	130	142	152	131	135	147	157	134	138	151	161	137	141	154	164	140	145	158	168	
	MBh	34.7	35.3	37.0	39.5	33.9	34.5	36.1	38.6	33.1	33.7	35.3	37.6	32.2	32.9	34.4	36.7	30.6	31.2	32.7	34.9	28.4	28.9	30.3	32.3	
	S/T	0.99	0.96	0.86	0.70	1.00	0.99	0.89	0.73	1.00	1.00	0.92	0.74	1.00	1.00	0.95	0.77	1.00	1.00	0.98	0.80	1.00	1.00	0.99	0.80	
	ΔT	27	27	26	22	27	27	26	22	26	27	26	22	26	26	26	23	24	25	26	22	23	23	24	21	
kW	2.05	2.09	2.16	2.23	2.21	2.26	2.33	2.41	2.35	2.40	2.48	2.57	2.48	2.53	2.62	2.71	2.58	2.64	2.73	2.82	2.68	2.74	2.83	2.93		
Amps	7.9	8.1	8.4	8.7	8.6	8.8	9.1	9.4	9.3	9.5	9.9	10.2	10.0	10.2	10.5	10.9	10.6	10.8	11.2	11.6	11.2	11.5	11.9	12.3		
Hi PR	235	252	256	261	265	285	289	295	302	324	329	336	343	369	375	383	371	399	404	413	440	473	479	490		
Lo PR	122	125	137	146	125	129	141	150	129	133	146	155	133	137	150	159	136	140	153	163	139	143	156	166		
MBh	32.0	32.6	34.2	36.4	31.3	31.9	33.4	35.6	30.5	31.1	32.6	34.7	29.8	30.3	31.8	33.9	28.3	28.8	30.2	32.2	26.2	26.7	28.0	29.8		
S/T	0.96	0.92	0.83	0.68	0.99	0.96	0.86	0.70	1.00	0.98	0.88	0.72	1.00	1.00	0.91	0.74	1.00	1.00	0.95	0.77	1.00	1.00	0.96	0.78		
ΔT	28	28	26	23	28	28	26	23	28	28	26	23	27	28	27	23	26	27	26	23	24	25	25	21		
kW	2.03	2.08	2.14	2.21	2.19	2.24	2.31	2.39	2.33	2.38	2.46	2.55	2.46	2.51	2.60	2.68	2.56	2.62	2.71	2.80	2.65	2.71	2.80	2.90		
Amps	7.9	8.1	8.3	8.6	8.5	8.7	9.0	9.3	9.2	9.5	9.8	10.1	9.9	10.1	10.4	10.8	10.5	10.7	11.1	11.5	11.1	11.4	11.8	12.2		
Hi PR	232	250	253	259	262	282	286	293	299	321	326	333	340	366	371	379	367	395	400	409	435	468	475	485		
Lo PR	120	124	136	144	124	128	140	149	128	132	144	154	132	136	148	158	134	138	151	161	137	142	155	165		

IDB: Entering Indoor Dry Bulb Temperature Shaded area reflects ARI conditions High and low pressures are measured at the liquid and suction service valves.

kW = Total system power Amps = outdoor unit amps (comp. +fan) Design Subcooling @ ARI 95°F Conditions, 7° ±2°F @ the Service Valve

EXPANDED COOLING DATA — SSX160481A* / CA*F4860*6A* + TXV / MBE2000** -1

IDB*	Airflow	Outdoor Ambient Temperature																							
		65°F				75°F				85°F				95°F				105°F				115°F			
		59	63	67	71	59	63	67	71	59	63	67	71	59	63	67	71	59	63	67	71	59	63	67	71
70	MBh	46.1	47.7	52.3	-	45.0	46.6	51.1	-	43.9	45.5	49.9	-	42.8	44.4	48.7	-	40.7	42.2	46.2	-	37.7	39.1	42.8	-
	S/T	0.76	0.63	0.44	-	0.78	0.65	0.45	-	0.80	0.67	0.46	-	0.83	0.69	0.48	-	0.86	0.72	0.50	-	0.87	0.72	0.50	-
	ΔT	18	16	12	-	19	16	12	-	19	16	12	-	19	16	12	-	18	16	12	-	17	15	11	-
	kW	2.62	2.67	2.76	-	2.82	2.88	2.97	-	3.00	3.06	3.16	-	3.16	3.23	3.33	-	3.29	3.36	3.48	-	3.41	3.48	3.60	-
	Amps	9.9	10.1	10.5	-	10.7	11.0	11.3	-	11.6	11.9	12.3	-	12.4	12.7	13.2	-	13.2	13.6	14.0	-	14.0	14.4	14.9	-
	Hi PR	226	243	247	-	256	275	279	-	291	312	317	-	331	356	361	-	372	400	406	-	417	448	455	-
	Lo PR	122	126	138	-	126	130	142	-	130	134	147	-	134	138	151	-	136	141	154	-	140	144	157	-
	MBh	44.7	46.3	50.8	-	43.7	45.3	49.6	-	42.6	44.2	48.4	-	41.6	43.1	47.2	-	39.5	41.0	44.9	-	36.6	37.9	41.6	-
	S/T	0.72	0.60	0.42	-	0.75	0.62	0.43	-	0.77	0.64	0.44	-	0.79	0.66	0.46	-	0.82	0.69	0.47	-	0.83	0.69	0.48	-
	ΔT	19	17	13	-	19	17	13	-	19	17	13	-	20	17	13	-	19	17	13	-	18	16	12	-
kW	2.60	2.65	2.74	-	2.80	2.86	2.95	-	2.97	3.04	3.14	-	3.13	3.20	3.31	-	3.26	3.34	3.45	-	3.38	3.45	3.57	-	
Amps	9.8	10.0	10.4	-	10.6	10.9	11.2	-	11.5	11.8	12.2	-	12.3	12.6	13.1	-	13.1	13.4	13.9	-	13.9	14.2	14.7	-	
Hi PR	224	241	244	-	253	272	276	-	288	309	314	-	328	352	357	-	369	396	402	-	413	444	450	-	
Lo PR	121	125	136	-	125	129	140	-	129	133	145	-	132	137	149	-	135	139	152	-	138	143	156	-	
MBh	41.3	42.8	46.9	-	40.3	41.8	45.8	-	39.4	40.8	44.7	-	38.4	39.8	43.6	-	36.5	37.8	41.4	-	33.8	35.0	38.4	-	
S/T	0.69	0.58	0.40	-	0.72	0.60	0.42	-	0.74	0.62	0.43	-	0.76	0.64	0.44	-	0.79	0.66	0.46	-	0.80	0.67	0.46	-	
ΔT	19	17	13	-	20	17	13	-	20	17	13	-	20	17	13	-	20	17	13	-	18	16	12	-	
kW	2.58	2.63	2.72	-	2.78	2.84	2.93	-	2.95	3.01	3.11	-	3.10	3.17	3.28	-	3.24	3.31	3.42	-	3.35	3.42	3.54	-	
Amps	9.7	10.0	10.3	-	10.5	10.8	11.1	-	11.4	11.7	12.1	-	12.2	12.5	12.9	-	13.0	13.3	13.8	-	13.8	14.1	14.6	-	
Hi PR	222	238	242	-	250	269	273	-	285	306	311	-	324	349	354	-	365	392	398	-	409	440	446	-	
Lo PR	120	124	135	-	123	127	139	-	128	132	144	-	131	135	148	-	134	138	151	-	137	141	154	-	

75	MBh	46.8	48.2	52.2	56.0	45.7	47.1	51.0	54.7	44.7	46.0	49.8	53.4	43.6	44.9	48.6	52.1	41.4	42.6	46.1	49.5	38.3	39.5	42.7	45.9
	S/T	0.86	0.77	0.58	0.37	0.89	0.80	0.60	0.39	0.91	0.82	0.62	0.40	0.94	0.84	0.64	0.41	0.98	0.87	0.66	0.43	0.99	0.88	0.67	0.43
	ΔT	21	20	16	11	21	20	16	11	21	20	16	11	22	20	16	11	21	20	16	11	20	18	15	10
	kW	2.62	2.67	2.76	2.85	2.82	2.88	2.97	3.07	3.00	3.06	3.16	3.27	3.16	3.23	3.33	3.44	3.29	3.36	3.48	3.59	3.41	3.48	3.60	3.72
	Amps	9.9	10.1	10.5	10.9	10.7	11.0	11.3	11.8	11.6	11.9	12.3	12.8	12.4	12.7	13.2	13.7	13.2	13.6	14.0	14.6	14.0	14.4	14.9	15.4
	Hi PR	226	243	247	252	256	275	279	285	291	312	317	324	331	356	361	369	372	400	406	415	417	448	455	465
	Lo PR	122	126	138	147	126	130	142	151	130	134	147	156	134	138	151	160	136	141	154	164	140	144	157	168
	MBh	45.5	46.8	50.7	54.4	44.4	45.7	49.5	53.1	43.4	44.6	48.3	51.9	42.3	43.6	47.1	50.6	40.2	41.4	44.8	48.1	37.2	38.3	41.5	44.5
	S/T	0.82	0.73	0.55	0.36	0.85	0.76	0.57	0.37	0.87	0.78	0.59	0.38	0.90	0.80	0.61	0.39	0.93	0.83	0.63	0.41	0.94	0.84	0.64	0.41
	ΔT	22	20	17	12	22	21	17	12	22	21	17	12	23	21	17	12	22	20	17	12	21	19	16	11
kW	2.60	2.65	2.74	2.83	2.80	2.86	2.95	3.05	2.97	3.04	3.14	3.24	3.13	3.20	3.31	3.42	3.26	3.34	3.45	3.56	3.38	3.45	3.57	3.69	
Amps	9.8	10.0	10.4	10.8	10.6	10.9	11.2	11.6	11.5	11.8	12.2	12.7	12.3	12.6	13.1	13.5	13.1	13.4	13.9	14.4	13.9	14.2	14.7	15.3	
Hi PR	224	241	244	249	253	272	276	282	288	309	314	321	328	352	357	365	369	396	402	411	413	444	450	460	
Lo PR	121	125	136	145	125	129	140	150	129	133	145	155	132	137	149	159	135	139	152	162	138	143	156	166	
MBh	42.0	43.2	46.8	50.2	41.0	42.2	45.7	49.0	40.0	41.2	44.6	47.9	39.0	40.2	43.5	46.7	37.1	38.2	41.3	44.4	34.4	35.4	38.3	41.1	
S/T	0.79	0.71	0.53	0.34	0.82	0.73	0.55	0.36	0.84	0.75	0.57	0.37	0.87	0.77	0.59	0.38	0.90	0.80	0.61	0.39	0.91	0.81	0.61	0.39	
ΔT	22	21	17	12	23	21	17	12	23	21	17	12	23	21	17	12	23	21	17	12	21	19	16	11	
kW	2.58	2.63	2.72	2.80	2.78	2.84	2.93	3.02	2.95	3.01	3.11	3.22	3.10	3.17	3.28	3.39	3.24	3.31	3.42	3.53	3.35	3.42	3.54	3.66	
Amps	9.7	10.0	10.3	10.7	10.5	10.8	11.1	11.5	11.4	11.7	12.1	12.5	12.2	12.5	12.9	13.4	13.0	13.3	13.8	14.3	13.8	14.1	14.6	15.2	
Hi PR	222	238	242	247	250	269	273	279	285	306	311	317	324	349	354	362	365	392	398	407	409	440	446	456	
Lo PR	120	124	135	144	123	127	139	148	128	132	144	153	131	135	148	157	134	138	151	160	137	141	154	164	

IDB: Entering Indoor Dry Bulb Temperature Shaded area reflects ACCA (TVA) conditions
 High and low pressures are measured at the liquid and suction service valves.
 kW = Total system power Amps = outdoor unit amps (comp.+fan)
 Design Subcooling @ ARI 95°F Conditions, 7° ±2°F @ the Service Valve

EXPANDED COOLING DATA — SSX160481A* / CA*F4860*6A* + TXV / MBE2000** -1 (CONT.)

IDB*	Airflow	Outdoor Ambient Temperature																							
		65°F				75°F				85°F				95°F				105°F				115°F			
		59	63	67	71	59	63	67	71	59	63	67	71	59	63	67	71	59	63	67	71	59	63	67	71
80	MBh	47.7	48.7	52.0	55.6	46.6	47.6	50.8	54.3	45.5	46.4	49.6	53.0	44.3	45.3	48.4	51.8	42.1	43.0	46.0	49.2	39.0	39.9	42.6	45.5
	S/T	0.94	0.88	0.72	0.54	1.00	0.92	0.75	0.56	1.00	0.94	0.76	0.57	1.00	0.97	0.79	0.59	1.00	1.00	0.82	0.61	1.00	1.00	0.83	0.62
	ΔT	24	23	20	16	25	23	20	16	24	23	20	16	23	23	20	16	22	23	20	16	21	21	19	15
	kW	2.62	2.67	2.76	2.85	2.82	2.88	2.97	3.07	3.00	3.06	3.16	3.27	3.16	3.23	3.33	3.44	3.29	3.36	3.48	3.59	3.41	3.48	3.60	3.72
	Amps	9.9	10.1	10.5	10.9	10.7	11.0	11.3	11.8	11.6	11.9	12.3	12.8	12.4	12.7	13.2	13.7	13.2	13.6	14.0	14.6	14.0	14.4	14.9	15.4
	Hi PR	226	243	247	252	256	275	279	285	291	312	317	324	331	356	361	369	372	400	406	415	417	448	455	465
	Lo PR	122	126	138	147	126	130	142	151	130	134	147	156	134	138	151	160	136	141	154	164	140	144	157	168
	MBh	46.3	47.3	50.5	54.0	45.2	46.2	49.4	52.8	44.1	45.1	48.2	51.5	43.1	44.0	47.0	50.2	40.9	41.8	44.7	47.7	37.9	38.7	41.4	44.2
	S/T	0.90	0.84	0.69	0.51	0.93	0.87	0.71	0.53	0.95	0.90	0.73	0.54	0.99	0.92	0.75	0.56	1.00	0.96	0.78	0.58	1.00	0.97	0.79	0.59
	ΔT	25	24	21	16	25	24	21	17	25	24	21	17	25	24	21	17	24	24	21	17	22	22	19	15
kW	2.60	2.65	2.74	2.83	2.80	2.86	2.95	3.05	2.97	3.04	3.14	3.24	3.13	3.20	3.31	3.42	3.26	3.34	3.45	3.56	3.38	3.45	3.57	3.69	
Amps	9.8	10.0	10.4	10.8	10.6	10.9	11.2	11.6	11.5	11.8	12.2	12.7	12.3	12.6	13.1	13.5	13.1	13.4	13.9	14.4	13.9	14.2	14.7	15.3	
Hi PR	224	241	244	249	253	272	276	282	288	309	314	321	328	352	357	365	369	396	402	411	413	444	450	460	
Lo PR	121	125	136	145	125	129	140	150	129	133	145	155	132	137	149	159	135	139	152	162	138	143	156	166	
MBh	42.7	43.6	46.6	49.9	41.7	42.6	45.6	48.7	40.7	41.6	44.5	47.5	39.7	40.6	43.4	46.4	37.8	38.6	41.2	44.1	35.0	35.7	38.2	40.8	
S/T	0.87	0.81	0.66	0.49	0.90	0.84	0.69	0.51	0.92	0.86	0.70	0.53	0.95	0.89	0.73	0.54	0.99	0.92	0.75	0.56	0.99	0.93	0.76	0.57	
ΔT	25	24	21	17	25	24	21	17	25	24	21	17	26	25	21	17	25	24	21	17	24	23	20	16	
kW	2.58	2.63	2.72	2.80	2.78	2.84	2.93	3.02	2.95	3.01	3.11	3.22	3.10	3.17	3.28	3.39	3.24	3.31	3.42	3.53	3.35	3.42	3.54	3.66	
Amps	9.7	10.0	10.3	10.7	10.5	10.8	11.1	11.5	11.4	11.7	12.1	12.5	12.2	12.5	12.9	13.4	13.0	13.3	13.8	14.3	13.8	14.1	14.6	15.2	
Hi PR	222	238	242	247	250	269	273	279	285	306	311	317	324	349	354	362	365	392	398	407	409	440	446	456	
Lo PR	120	124	135	144	123	127	139	148	128	132	144	153	131	135	148	157	134	138	151	160	137	141	154	164	

85	MBh	48.5	49.4	51.8	55.2	47.4	48.3	50.6	54.0	46.2	47.1	49.4	52.7	45.1	46.0	48.2	51.4	42.9	43.7	45.8	48.8	39.7	40.5	42.4	45.2
	S/T	0.99	0.95	0.86	0.70	1.00	0.99	0.89	0.72	1.00	1.00	0.91	0.74	1.00	1.00	0.94	0.77	1.00	1.00	0.98	0.79	1.00	1.00	0.99	0.80
	ΔT	25	25	23	20	25	25	24	21	24	25	24	21	24	24	24	21	23	23	24	20	21	21	22	19
	kW	2.62	2.67	2.76	2.85	2.82	2.88	2.97	3.07	3.00	3.06	3.16	3.27	3.16	3.23	3.33	3.44	3.29	3.36	3.48	3.59	3.41	3.48	3.60	3.72
	Amps	9.9	10.1	10.5	10.9	10.7	11.0	11.3	11.8	11.6	11.9	12.3	12.8	12.4	12.7	13.2	13.7	13.2	13.6	14.0	14.6	14.0	14.4	14.9	15.4
	Hi PR	226	243	247	252	256	275	279	285	291	312	317	324	331	356	361	369	372	400	406	415	417	448	455	465
	Lo PR	122	126	138	147	126	130	142	151	130	134	147	156	134	138	151	160	136	141	154	164	140	144	157	168
	MBh	47.1	48.0	50.3	53.6	46.0	46.9	49.1	52.4	44.9	45.8	47.9	51.1	43.8	44.7	46.8	49.9	41.6	42.4	44.4	47.4	38.5	39.3	41.2	43.9
	S/T	0.94	0.91	0.82	0.67	0.98	0.94	0.85	0.69	1.00	0.97	0.87	0.71	1.00	1.00	0.90	0.73	1.00	1.00	0.93	0.76	1.00	1.00	0.94	0.76
	ΔT	26	26	24	21	27	26	25	21	27	26	25	21	26	26	25	22	25	25	25	21	23	23	23	20
kW	2.60	2.65	2.74	2.83	2.80	2.86	2.95	3.05	2.97	3.04	3.14	3.24	3.13	3.20	3.31	3.42	3.26	3.34	3.45	3.56	3.38	3.45	3.57	3.69	
Amps	9.8	10.0	10.4	10.8	10.6	10.9	11.2	11.6	11.5	11.8	12.2	12.7	12.3	12.6	13.1	13.5	13.1	13.4	13.9	14.4	13.9	14.2	14.7	15.3	
Hi PR	224	241	244	249	253	272	276	282	288	309	314	321	328	352	357	365	369	396	402	411	413	444	450	460	
Lo PR	121	125	136	145	125	129	140	150	129	133	145	155	132	137	149	159	135	139	152	162	138	143	156	166	
MBh	43.5	44.3	46.4	49.5	42.5	43.3	45.3	48.4	41.4	42.2	44.2	47.2	40.4	41.2	43.2	46.0	38.4	39.2	41.0	43.7	35.6	36.3	38.0	40.5	
S/T	0.91	0.88	0.79	0.64	0.94	0.91	0.82	0.66	0.96	0.93	0.84	0.68	1.00	0.96	0.87	0.70	1.00	1.00	0.90	0.73	1.00	1.00	0.91	0.74	
ΔT	27	26	25	22	27	27	25	22	27	27	25	22	27	27	25	22	26	26	25	22	24	25	23	20	
kW	2.58	2.63	2.72	2.80	2.78	2.84	2.93	3.02	2.95	3.01	3.11	3.22	3.10	3.17	3.28	3.39	3.24	3.31	3.42	3.53	3.35	3.42	3.54	3.66	
Amps	9.7	10.0	10.3	10.7	10.5	10.8	11.1	11.5	11.4	11.7	12.1	12.5	12.2	12.5	12.9	13.4	13.0	13.3	13.8	14.3	13.8	14.1	14.6	15.2	
Hi PR	222	238	242	247	250	269	273	279	285	306	311	317	324	349	354	362	365	392	398	407	409	440	446	456	
Lo PR	120	124	135	144	123	127	139	148	128	132	144	153	131	135	148	157	134	138	151	160	137	141	154	164	

IDB: Entering Indoor Dry Bulb Temperature Shaded area reflects ARI conditions
 High and low pressures are measured at the liquid and suction service valves.

kW = Total system power
 Amps = outdoor unit amps (comp. + fan)
 Design Subcooling @ ARI 95°F Conditions, 7° ±2°F @ the Service Valve

EXPANDED COOLING DATA — SSX160601A* / CA*F4860*6A* + TXV / MBE2000** -1 — HIGH STAGE

IDB*	Airflow	Outdoor Ambient Temperature																							
		65°F				75°F				85°F				95°F				105°F				115°F			
		59	63	67	71	59	63	67	71	59	63	67	71	59	63	67	71	59	63	67	71	59	63	67	71
2025	MBh	55.9	57.9	63.4	-	54.6	56.5	62.0	-	53.3	55.2	60.5	-	52.0	53.9	59.0	-	49.4	51.2	56.1	-	45.7	47.4	51.9	-
	S/T	0.75	0.63	0.44	-	0.78	0.65	0.45	-	0.80	0.67	0.46	-	0.83	0.69	0.48	-	0.86	0.72	0.50	-	0.87	0.72	0.50	-
	ΔT	19	17	13	-	19	17	13	-	19	17	13	-	20	17	13	-	19	17	13	-	18	16	12	-
	kW	3.94	4.02	4.15	-	4.25	4.34	4.48	-	4.52	4.62	4.77	-	4.76	4.86	5.03	-	4.96	5.07	5.24	-	5.14	5.25	5.43	-
	Amps	14.2	14.6	15.1	-	15.4	15.8	16.3	-	16.8	17.2	17.8	-	18.0	18.4	19.1	-	21.1	21.6	22.4	-	22.3	22.8	23.6	-
	Hi PR	247	266	269	-	271	292	296	-	318	342	346	-	362	389	395	-	407	438	444	-	470	506	513	-
	Lo PR	118	121	132	-	121	125	136	-	125	129	141	-	128	132	145	-	131	135	148	-	134	138	151	-
	MBh	54.2	56.2	61.6	-	53.0	54.9	60.1	-	51.7	53.6	58.7	-	50.4	52.3	57.3	-	47.9	49.7	54.4	-	44.4	46.0	50.4	-
	S/T	0.72	0.60	0.42	-	0.75	0.62	0.43	-	0.76	0.64	0.44	-	0.79	0.66	0.46	-	0.82	0.68	0.47	-	0.83	0.69	0.48	-
	ΔT	20	17	13	-	20	17	13	-	20	17	13	-	20	18	13	-	20	17	13	-	19	16	12	-
70	kW	3.91	3.99	4.12	-	4.21	4.30	4.44	-	4.48	4.58	4.73	-	4.72	4.82	4.98	-	4.92	5.03	5.20	-	5.09	5.21	5.39	-
	Amps	14.1	14.4	14.9	-	15.3	15.6	16.2	-	16.6	17.1	17.6	-	17.8	18.3	18.9	-	20.9	21.4	22.1	-	22.1	22.6	23.4	-
	Hi PR	245	263	267	-	269	289	293	-	314	338	343	-	358	385	391	-	403	433	439	-	466	501	508	-
	Lo PR	116	120	131	-	120	124	135	-	124	128	139	-	127	131	143	-	130	134	146	-	133	137	150	-
	MBh	50.1	51.9	56.8	-	48.9	50.7	55.5	-	47.7	49.5	54.2	-	46.6	48.3	52.9	-	44.2	45.8	50.2	-	41.0	42.5	46.5	-
	S/T	0.69	0.58	0.40	-	0.72	0.60	0.42	-	0.74	0.62	0.43	-	0.76	0.64	0.44	-	0.79	0.66	0.46	-	0.80	0.67	0.46	-
	ΔT	20	18	13	-	21	18	13	-	21	18	13	-	21	18	14	-	20	18	13	-	19	16	13	-
	kW	3.87	3.96	4.08	-	4.18	4.27	4.41	-	4.44	4.54	4.69	-	4.68	4.78	4.94	-	4.88	4.99	5.16	-	5.05	5.17	5.34	-
	Amps	13.9	14.3	14.8	-	15.1	15.5	16.0	-	16.5	16.9	17.5	-	17.7	18.1	18.7	-	20.7	21.2	21.9	-	21.8	22.4	23.2	-
	Hi PR	242	260	264	-	266	286	290	-	311	335	340	-	355	381	387	-	399	429	435	-	461	496	503	-
Lo PR	115	119	130	-	119	122	134	-	123	126	138	-	126	130	142	-	128	132	145	-	132	136	148	-	

2025	MBh	56.8	58.5	63.3	67.9	55.5	57.1	61.8	66.4	54.2	55.8	60.4	64.8	52.8	54.4	58.9	63.2	50.2	51.7	55.9	60.0	46.5	47.9	51.8	55.6
	S/T	0.86	0.77	0.58	0.37	0.89	0.79	0.60	0.39	0.91	0.82	0.62	0.40	0.94	0.84	0.64	0.41	0.98	0.87	0.66	0.43	0.98	0.88	0.67	0.43
	ΔT	22	20	17	12	22	21	17	12	22	21	17	12	23	21	17	12	22	20	17	12	21	19	16	11
	kW	3.94	4.02	4.15	4.29	4.25	4.34	4.48	4.63	4.52	4.62	4.77	4.93	4.76	4.86	5.03	5.20	4.96	5.07	5.24	5.42	5.14	5.25	5.43	5.62
	Amps	14.2	14.6	15.1	15.6	15.4	15.8	16.3	17.0	16.8	17.2	17.8	18.5	18.0	18.4	19.1	19.8	21.1	21.6	22.4	23.2	22.3	22.8	23.6	24.6
	Hi PR	247	266	269	275	271	292	296	302	318	342	346	354	362	389	395	403	407	438	444	454	470	506	513	524
	Lo PR	118	121	132	141	121	125	136	145	125	129	141	150	128	132	145	154	131	135	148	157	134	138	151	161
	MBh	55.1	56.8	61.5	66.0	53.9	55.5	60.0	64.4	52.6	54.1	58.6	62.9	51.3	52.8	57.2	61.4	48.7	50.2	54.3	58.3	45.1	46.5	50.3	54.0
	S/T	0.82	0.73	0.55	0.36	0.85	0.76	0.57	0.37	0.87	0.78	0.59	0.38	0.90	0.80	0.61	0.39	0.93	0.83	0.63	0.41	0.94	0.84	0.64	0.41
	ΔT	23	21	17	12	23	21	18	12	23	21	18	12	24	22	18	12	23	21	17	12	22	20	16	11
1800	kW	3.91	3.99	4.12	4.25	4.21	4.30	4.44	4.59	4.48	4.58	4.73	4.89	4.72	4.82	4.98	5.15	4.92	5.03	5.20	5.38	5.09	5.21	5.39	5.57
	Amps	14.1	14.4	14.9	15.5	15.3	15.6	16.2	16.8	16.6	17.1	17.6	18.3	17.8	18.3	18.9	19.6	20.9	21.4	22.1	23.0	22.1	22.6	23.4	24.3
	Hi PR	245	263	267	273	269	289	293	299	314	338	343	350	358	385	391	399	403	433	439	449	466	501	508	519
	Lo PR	116	120	131	140	120	124	135	144	124	128	139	149	127	131	143	153	130	134	146	156	133	137	150	159
	MBh	50.9	52.4	56.7	60.9	49.7	51.2	55.4	59.5	48.5	50.0	54.1	58.1	47.3	48.8	52.8	56.6	45.0	46.3	50.1	53.8	41.7	42.9	46.4	49.8
	S/T	0.79	0.71	0.53	0.34	0.82	0.73	0.55	0.36	0.84	0.75	0.57	0.36	0.86	0.77	0.59	0.38	0.90	0.80	0.61	0.39	0.91	0.81	0.61	0.39
	ΔT	23	22	18	12	24	22	18	12	24	22	18	12	24	22	18	12	24	22	18	12	22	20	17	11
	kW	3.87	3.96	4.08	4.22	4.18	4.27	4.41	4.55	4.44	4.54	4.69	4.85	4.68	4.78	4.94	5.11	4.88	4.99	5.16	5.33	5.05	5.17	5.34	5.52
	Amps	13.9	14.3	14.8	15.4	15.1	15.5	16.0	16.6	16.5	16.9	17.5	18.2	17.7	18.1	18.7	19.5	20.7	21.2	21.9	22.8	21.8	22.4	23.2	24.1
	Hi PR	242	260	264	270	266	286	290	296	311	335	340	347	355	381	387	395	399	429	435	445	461	496	503	514
Lo PR	115	119	130	138	119	122	134	142	123	126	138	147	126	130	142	151	128	132	145	154	132	136	148	158	

IDB: Entering Indoor Dry Bulb Temperature Shaded area reflects ACCA (TVA) conditions
 High and low pressures are measured at the liquid and suction service valves.

kW = Total system power Amps = outdoor unit amps (comp.+fan)
 Design Subcooling @ ARI 95°F Conditions, 7° ±2°F @ the Service Valve

EXPANDED COOLING DATA — SSX160601A* / CA*F4860*6A* + TXV / MBE2000** -1 — HIGH STAGE (CONT.)

IDB*	Airflow	Outdoor Ambient Temperature																							
		65°F				75°F				85°F				95°F				105°F				115°F			
		59	63	67	71	59	63	67	71	59	63	67	71	59	63	67	71	59	63	67	71	59	63	67	71
2025	MBh	57.8	59.1	63.1	67.5	56.5	57.7	61.6	65.9	55.1	56.3	60.2	64.3	53.8	55.0	58.7	62.8	51.1	52.2	55.8	59.6	47.3	48.4	51.7	55.2
	S/T	0.94	0.88	0.72	0.54	1.00	0.91	0.74	0.56	1.00	0.94	0.76	0.57	1.00	0.97	0.79	0.59	1.00	1.00	0.82	0.61	1.00	1.00	0.82	0.62
	ΔT	25	24	21	16	26	24	21	17	25	24	21	17	24	24	21	17	23	24	21	17	21	22	19	15
	kW	3.94	4.02	4.15	4.29	4.25	4.34	4.48	4.63	4.52	4.62	4.77	4.93	4.76	4.86	5.03	5.20	4.96	5.07	5.24	5.42	5.14	5.25	5.43	5.62
	Amps	14.2	14.6	15.1	15.6	15.4	15.8	16.3	17.0	16.8	17.2	17.8	18.5	18.0	18.4	19.1	19.8	21.1	21.6	22.4	23.2	22.3	22.8	23.6	24.6
	Hi PR	247	266	269	275	271	292	296	302	318	342	346	354	362	389	395	403	407	438	444	454	470	506	513	524
	Lo PR	118	121	132	141	121	125	136	145	124	128	139	149	127	131	143	153	130	134	146	156	133	137	150	159
	MBh	56.1	57.4	61.3	65.5	54.8	56.0	59.9	64.0	53.5	54.7	58.4	62.5	52.2	53.4	57.0	60.9	49.6	50.7	54.2	57.9	45.9	46.9	50.2	53.6
	S/T	0.90	0.84	0.68	0.51	0.93	0.87	0.71	0.53	0.95	0.89	0.73	0.54	0.98	0.92	0.75	0.56	1.00	0.96	0.78	0.58	1.00	0.97	0.79	0.59
	80	ΔT	26	25	21	17	26	25	22	17	26	25	22	17	26	25	22	17	25	25	22	17	23	23	20
kW		3.91	3.99	4.12	4.25	4.21	4.30	4.44	4.59	4.48	4.58	4.73	4.89	4.72	4.82	4.98	5.15	4.92	5.03	5.20	5.38	5.09	5.21	5.39	5.57
Amps		14.1	14.4	14.9	15.5	15.3	15.6	16.2	16.8	16.6	17.1	17.6	18.3	17.8	18.3	18.9	19.6	20.9	21.4	22.1	23.0	22.1	22.6	23.4	24.3
Hi PR		245	263	267	273	269	289	293	299	314	338	343	350	358	385	391	399	403	433	439	449	466	501	508	519
Lo PR		116	120	131	140	120	124	135	144	124	128	139	149	127	131	143	153	130	134	146	156	133	137	150	159
MBh		51.8	52.9	56.6	60.5	50.6	51.7	55.2	59.1	49.4	50.5	53.9	57.6	48.2	49.2	52.6	56.2	45.8	46.8	50.0	53.4	42.4	43.3	46.3	49.5
S/T		0.86	0.81	0.66	0.49	0.90	0.84	0.68	0.51	0.92	0.86	0.70	0.52	0.95	0.89	0.72	0.54	0.98	0.92	0.75	0.56	0.99	0.93	0.76	0.57
ΔT		26	25	22	17	26	25	22	18	26	25	22	18	27	26	22	18	26	25	22	18	25	24	20	16
kW		3.87	3.96	4.08	4.22	4.18	4.27	4.41	4.55	4.44	4.54	4.69	4.85	4.68	4.78	4.94	5.11	4.88	4.99	5.16	5.33	5.05	5.17	5.34	5.52
Amps		13.9	14.3	14.8	15.4	15.1	15.5	16.0	16.6	16.5	16.9	17.5	18.2	17.7	18.1	18.7	19.5	20.7	21.2	21.9	22.8	21.8	22.4	23.2	24.1
Hi PR	242	260	264	270	266	286	290	296	311	335	340	347	355	381	387	395	399	429	435	445	461	496	503	514	
Lo PR	115	119	130	138	119	122	134	142	123	126	138	147	126	130	142	151	128	132	145	154	132	136	148	158	

2025	MBh	58.8	60.0	62.8	67.0	57.5	58.6	61.3	65.4	56.1	57.2	59.9	63.9	54.7	55.8	58.4	62.3	52.0	53.0	55.5	59.2	48.2	49.1	51.4	54.8
	S/T	0.99	0.95	0.86	0.70	1.00	0.99	0.89	0.72	1.00	1.00	0.91	0.74	1.00	1.00	0.94	0.76	1.00	1.00	0.98	0.79	1.00	1.00	0.99	0.80
	ΔT	26	26	24	21	26	26	25	21	25	26	25	21	25	25	25	22	24	24	25	21	22	22	23	20
	kW	3.94	4.02	4.15	4.29	4.25	4.34	4.48	4.63	4.52	4.62	4.77	4.93	4.76	4.86	5.03	5.20	4.96	5.07	5.24	5.42	5.14	5.25	5.43	5.62
	Amps	14.2	14.6	15.1	15.6	15.4	15.8	16.3	17.0	16.8	17.2	17.8	18.5	18.0	18.4	19.1	19.8	21.1	21.6	22.4	23.2	22.3	22.8	23.6	24.6
	Hi PR	247	266	269	275	271	292	296	302	318	342	346	354	362	389	395	403	407	438	444	454	470	506	513	524
	Lo PR	118	121	132	141	121	125	136	145	125	129	141	150	128	132	145	154	131	135	148	157	134	138	151	161
	MBh	57.1	58.2	61.0	65.0	55.8	56.9	59.6	63.5	54.5	55.5	58.1	62.0	53.1	54.2	56.7	60.5	50.5	51.4	53.9	57.5	46.7	47.7	49.9	53.2
	S/T	0.94	0.91	0.82	0.66	0.97	0.94	0.85	0.69	1.00	0.96	0.87	0.71	1.00	1.00	0.90	0.73	1.00	1.00	0.93	0.76	1.00	1.00	0.94	0.76
	ΔT	27	27	25	22	28	27	26	22	28	27	26	22	27	28	26	23	26	26	26	22	24	24	24	21
85	kW	3.91	3.99	4.12	4.25	4.21	4.30	4.44	4.59	4.48	4.58	4.73	4.89	4.72	4.82	4.98	5.15	4.92	5.03	5.20	5.38	5.09	5.21	5.39	5.57
	Amps	14.1	14.4	14.9	15.5	15.3	15.6	16.2	16.8	16.6	17.1	17.6	18.3	17.8	18.3	18.9	19.6	20.9	21.4	22.1	23.0	22.1	22.6	23.4	24.3
	Hi PR	245	263	267	273	269	289	293	299	314	338	343	350	358	385	391	399	403	433	439	449	466	501	508	519
	Lo PR	116	120	131	140	120	124	135	144	124	128	139	149	127	131	143	153	130	134	146	156	133	137	150	159
	MBh	52.7	53.7	56.3	60.0	51.5	52.5	55.0	58.6	50.3	51.2	53.7	57.2	49.0	50.0	52.3	55.8	46.6	47.5	49.7	53.1	43.1	44.0	46.1	49.1
	S/T	0.91	0.87	0.79	0.64	0.94	0.91	0.82	0.66	0.96	0.93	0.84	0.68	0.99	0.96	0.87	0.70	1.00	1.00	0.90	0.73	1.00	1.00	0.91	0.74
	ΔT	28	27	26	22	28	28	26	23	28	28	26	23	28	28	26	23	27	28	26	23	25	26	24	21
	kW	3.87	3.96	4.08	4.22	4.18	4.27	4.41	4.55	4.44	4.54	4.69	4.85	4.68	4.78	4.94	5.11	4.88	4.99	5.16	5.33	5.05	5.17	5.34	5.52
	Amps	13.9	14.3	14.8	15.4	15.1	15.5	16.0	16.6	16.5	16.9	17.5	18.2	17.7	18.1	18.7	19.5	20.7	21.2	21.9	22.8	21.8	22.4	23.2	24.1
	Hi PR	242	260	264	270	266	286	290	296	311	335	340	347	355	381	387	395	399	429	435	445	461	496	503	514
Lo PR	115	119	130	138	119	122	134	142	123	126	138	147	126	130	142	151	128	132	145	154	132	136	148	158	

IDB: Entering Indoor Dry Bulb Temperature Shaded area reflects ARI conditions High and low pressures are measured at the liquid and suction service valves.

kW = Total system power Amps = outdoor unit amps (comp.+fan) Design Subcooling @ ARI 95°F Conditions, 7° ±2°F @ the Service Valve

EXPANDED COOLING DATA — SSX160601A* / CA*F4860*6A* + TXV / MBE2000** -1 — LOW STAGE

IDB*	Airflow	Outdoor Ambient Temperature																							
		65°F				75°F				85°F				95°F				105°F				115°F			
		59	63	67	71	59	63	67	71	59	63	67	71	59	63	67	71	59	63	67	71	59	63	67	71
70	MBh	41.8	43.3	47.5	-	40.8	42.3	46.3	-	39.8	41.3	45.2	-	38.9	40.3	44.1	-	36.9	38.3	41.9	-	34.2	35.5	38.8	-
	S/T	0.75	0.62	0.43	-	0.78	0.65	0.45	-	0.80	0.66	0.46	-	0.82	0.69	0.47	-	0.85	0.71	0.49	-	0.86	0.72	0.50	-
	ΔT	18	16	12	-	18	16	12	-	18	16	12	-	19	16	12	-	18	16	12	-	17	15	11	-
	kW	2.61	2.67	2.76	-	2.83	2.89	2.99	-	3.02	3.09	3.19	-	3.19	3.26	3.37	-	3.33	3.41	3.52	-	3.45	3.53	3.66	-
	Amps	10.1	10.3	10.7	-	10.9	11.2	11.6	-	11.9	12.2	12.6	-	12.7	13.0	13.5	-	14.9	15.2	15.8	-	15.7	16.1	16.7	-
	Hi PR	231	248	252	-	253	272	276	-	297	319	323	-	338	363	368	-	380	409	415	-	439	472	479	-
	Lo PR	120	124	136	-	124	128	140	-	128	132	144	-	132	136	148	-	134	139	151	-	138	142	155	-
	MBh	40.6	42.0	46.1	-	39.6	41.1	45.0	-	38.7	40.1	43.9	-	37.7	39.1	42.9	-	35.9	37.2	40.7	-	33.2	34.4	37.7	-
	S/T	0.71	0.60	0.41	-	0.74	0.62	0.43	-	0.76	0.63	0.44	-	0.78	0.65	0.45	-	0.81	0.68	0.47	-	0.82	0.68	0.47	-
	ΔT	19	16	12	-	19	17	13	-	19	17	13	-	19	17	13	-	19	17	13	-	18	15	12	-
kW	2.59	2.65	2.74	-	2.80	2.87	2.97	-	2.99	3.06	3.17	-	3.16	3.23	3.34	-	3.30	3.38	3.49	-	3.42	3.50	3.62	-	
Amps	10.0	10.2	10.6	-	10.8	11.1	11.5	-	11.8	12.1	12.5	-	12.6	12.9	13.4	-	14.7	15.1	15.6	-	15.6	15.9	16.5	-	
Hi PR	228	246	249	-	251	270	274	-	294	316	320	-	335	360	365	-	376	405	410	-	435	468	474	-	
Lo PR	119	123	134	-	123	127	138	-	127	131	143	-	130	134	147	-	133	137	150	-	136	141	153	-	
MBh	37.4	38.8	42.5	-	36.6	37.9	41.5	-	35.7	37.0	40.5	-	34.8	36.1	39.6	-	33.1	34.3	37.6	-	30.7	31.8	34.8	-	
S/T	0.69	0.57	0.40	-	0.71	0.60	0.41	-	0.73	0.61	0.42	-	0.75	0.63	0.44	-	0.78	0.65	0.45	-	0.79	0.66	0.46	-	
ΔT	19	17	13	-	20	17	13	-	20	17	13	-	20	17	13	-	19	17	13	-	18	16	12	-	
kW	2.57	2.63	2.72	-	2.78	2.84	2.94	-	2.97	3.03	3.14	-	3.13	3.20	3.31	-	3.27	3.35	3.46	-	3.39	3.47	3.59	-	
Amps	9.9	10.1	10.5	-	10.7	11.0	11.4	-	11.7	12.0	12.4	-	12.5	12.8	13.2	-	14.6	15.0	15.5	-	15.4	15.8	16.3	-	
Hi PR	226	243	247	-	248	267	271	-	291	313	317	-	331	356	361	-	373	401	406	-	431	463	469	-	
Lo PR	118	122	133	-	122	125	137	-	126	130	142	-	129	133	145	-	132	136	148	-	135	139	152	-	

75	MBh	42.5	43.8	47.4	50.8	41.5	42.7	46.3	49.6	40.5	41.7	45.2	48.5	39.5	40.7	44.1	47.3	37.6	38.7	41.9	44.9	34.8	35.8	38.8	41.6
	S/T	0.85	0.76	0.58	0.37	0.88	0.79	0.60	0.38	0.90	0.81	0.61	0.39	0.93	0.83	0.63	0.41	0.97	0.87	0.66	0.42	0.98	0.87	0.66	0.43
	ΔT	21	19	16	11	21	20	16	11	21	20	16	11	22	20	16	11	21	20	16	11	20	18	15	10
	kW	2.61	2.67	2.76	2.86	2.83	2.89	2.99	3.10	3.02	3.09	3.19	3.31	3.19	3.26	3.37	3.49	3.33	3.41	3.52	3.65	3.45	3.53	3.66	3.79
	Amps	10.1	10.3	10.7	11.1	10.9	11.2	11.6	12.0	11.9	12.2	12.6	13.1	12.7	13.0	13.5	14.0	14.9	15.2	15.8	16.4	15.7	16.1	16.7	17.3
	Hi PR	231	248	252	257	253	272	276	282	297	319	323	331	338	363	368	377	380	409	415	424	439	472	479	490
	Lo PR	120	124	136	144	124	128	140	149	128	132	144	154	132	136	148	158	134	139	151	161	138	142	155	165
	MBh	41.3	42.5	46.0	49.3	40.3	41.5	44.9	48.2	39.3	40.5	43.8	47.1	38.4	39.5	42.8	45.9	36.5	37.5	40.6	43.6	33.8	34.8	37.6	40.4
	S/T	0.81	0.73	0.55	0.35	0.84	0.75	0.57	0.37	0.86	0.77	0.58	0.38	0.89	0.80	0.60	0.39	0.92	0.83	0.63	0.40	0.93	0.83	0.63	0.41
	ΔT	22	20	17	11	22	20	17	12	22	21	17	12	22	21	17	12	22	20	17	12	21	19	16	11
kW	2.59	2.65	2.74	2.83	2.80	2.87	2.97	3.07	2.99	3.06	3.17	3.28	3.16	3.23	3.34	3.46	3.30	3.38	3.49	3.62	3.42	3.50	3.62	3.75	
Amps	10.0	10.2	10.6	11.0	10.8	11.1	11.5	11.9	11.8	12.1	12.5	13.0	12.6	12.9	13.4	13.9	14.7	15.1	15.6	16.2	15.6	15.9	16.5	17.1	
Hi PR	228	246	249	255	251	270	274	280	294	316	320	327	335	360	365	373	376	405	410	419	435	468	474	485	
Lo PR	119	123	134	143	123	127	138	147	127	131	143	152	130	134	147	156	133	137	150	159	136	141	153	163	
MBh	38.1	39.2	42.4	45.5	37.2	38.3	41.5	44.5	36.3	37.4	40.5	43.4	35.4	36.5	39.5	42.4	33.7	34.6	37.5	40.3	31.2	32.1	34.7	37.3	
S/T	0.78	0.70	0.53	0.34	0.81	0.72	0.55	0.35	0.83	0.74	0.56	0.36	0.86	0.77	0.58	0.37	0.89	0.80	0.60	0.39	0.90	0.80	0.61	0.39	
ΔT	22	21	17	12	23	21	17	12	23	21	17	12	23	21	17	12	23	21	17	12	21	19	16	11	
kW	2.57	2.63	2.72	2.81	2.78	2.84	2.94	3.04	2.97	3.03	3.14	3.25	3.13	3.20	3.31	3.43	3.27	3.35	3.46	3.58	3.39	3.47	3.59	3.72	
Amps	9.9	10.1	10.5	10.9	10.7	11.0	11.4	11.8	11.7	12.0	12.4	12.8	12.5	12.8	13.2	13.7	14.6	15.0	15.5	16.1	15.4	15.8	16.3	17.0	
Hi PR	226	243	247	252	248	267	271	277	291	313	317	324	331	356	361	369	373	401	406	415	431	463	469	480	
Lo PR	118	122	133	142	122	125	137	146	126	130	142	151	129	133	145	155	132	136	148	158	135	139	152	162	

IDB: Entering Indoor Dry Bulb Temperature Shaded area reflects ACCA (TVA) conditions kW = Total system power Amps = outdoor unit amps (comp.+fan)
 High and low pressures are measured at the liquid and suction service valves. Design Subcooling @ ARI 95°F Conditions, 7° ±2°F @ the Service Valve

EXPANDED COOLING DATA — SSX160601A* / CA*F4860*6A* + TXV / MBE2000** -1 — LOW STAGE (CONT.)

IDB*	Airflow	Outdoor Ambient Temperature																																																																																																			
		65°F						75°F						85°F						95°F						105°F						115°F																																																																					
		59	63	67	71	75	79	59	63	67	71	75	79	59	63	67	71	75	79	59	63	67	71	75	79	59	63	67	71	75	79	59	63	67	71	75	79																																																																
Entering Indoor Wet Bulb Temperature																																																																																																					
80	MBh	43.3	44.2	47.2	50.5	42.2	43.2	46.1	49.3	41.2	42.1	45.0	48.1	40.2	41.1	43.9	47.0	38.2	39.1	41.7	44.6	35.4	36.2	38.7	41.3	S/T	0.93	0.87	0.71	0.53	0.97	0.91	0.74	0.55	1.00	0.93	0.76	0.57	1.00	0.96	0.78	0.58	1.00	1.00	0.81	0.61	1.00	1.00	0.82	0.61	ΔT	24	23	20	16	24	23	20	16	23	23	20	16	23	23	20	16	22	23	20	16	21	21	18	15																										
	1575	kW	2.61	2.67	2.76	2.86	2.83	2.89	2.99	3.10	3.02	3.09	3.19	3.31	3.19	3.26	3.37	3.49	3.33	3.41	3.52	3.65	3.45	3.53	3.66	3.79	Amps	10.1	10.3	10.7	11.1	10.9	11.2	11.6	12.0	11.9	12.2	12.6	13.1	12.7	13.0	13.5	14.0	14.9	15.2	15.8	16.4	15.7	16.1	16.7	17.3	Hi-PR	231	248	252	257	253	272	276	282	297	319	323	331	338	363	368	377	380	409	415	424	439	472	479	490	Lo-PR	120	124	136	144	124	128	140	149	128	132	144	154	132	136	148	158	134	139	151	161	138	142	155	165
	1400	MBh	42.0	42.9	45.8	49.0	41.0	41.9	44.8	47.9	40.0	40.9	43.7	46.7	39.1	39.9	42.6	45.6	37.1	37.9	40.5	43.3	34.4	35.1	37.5	40.1	S/T	0.89	0.83	0.68	0.51	0.92	0.86	0.70	0.53	0.95	0.89	0.72	0.54	0.98	0.92	0.74	0.56	1.00	0.95	0.77	0.58	1.00	0.96	0.78	0.58	ΔT	25	24	20	16	25	24	21	17	25	24	21	17	25	24	21	17	25	24	21	17	23	22	19	15																									
	1225	kW	2.59	2.65	2.74	2.83	2.80	2.87	2.97	3.07	2.99	3.06	3.17	3.28	3.16	3.23	3.34	3.46	3.30	3.38	3.49	3.62	3.42	3.50	3.62	3.75	Amps	10.0	10.2	10.6	11.0	10.8	11.1	11.5	11.9	11.8	12.1	12.5	13.0	12.6	12.9	13.4	13.9	14.7	15.1	15.6	16.2	15.6	15.9	16.5	17.1	Hi-PR	228	246	249	255	251	270	274	280	294	316	320	327	335	360	365	373	376	405	410	419	435	468	474	485	Lo-PR	119	123	134	143	123	127	138	147	127	131	143	152	130	134	147	156	133	137	150	159	136	141	153	163
	80	MBh	38.8	39.6	42.3	45.2	37.9	38.7	41.3	44.2	37.0	37.8	40.3	43.1	36.1	36.8	39.4	42.1	34.3	35.0	37.4	40.0	31.7	32.4	34.6	37.0	S/T	0.86	0.80	0.65	0.49	0.89	0.83	0.68	0.51	0.91	0.85	0.70	0.52	0.94	0.88	0.72	0.54	0.98	0.92	0.75	0.56	0.98	0.92	0.75	0.56	ΔT	25	24	21	17	25	24	21	17	25	24	21	17	25	24	21	17	25	24	21	17	23	22	20	16																									
	1225	kW	2.57	2.63	2.72	2.81	2.78	2.84	2.94	3.04	2.97	3.03	3.14	3.25	3.13	3.20	3.31	3.43	3.27	3.35	3.46	3.58	3.39	3.47	3.59	3.72	Amps	9.9	10.1	10.5	10.9	10.7	11.0	11.4	11.8	11.7	12.0	12.4	12.8	12.5	12.8	13.2	13.7	14.6	15.0	15.5	16.1	15.4	15.8	16.3	17.0	Hi-PR	226	243	247	252	248	267	271	277	291	313	317	324	331	356	361	369	373	401	406	415	431	463	469	480	Lo-PR	118	122	133	142	122	125	137	146	126	130	142	151	129	133	145	155	132	136	148	158	135	139	152	162

85	MBh	44.0	44.9	47.0	50.1	43.0	43.8	45.9	49.0	42.0	42.8	44.8	47.8	40.9	41.7	43.7	46.6	38.9	39.6	41.5	44.3	36.0	36.7	38.5	41.0	S/T	0.98	0.94	0.85	0.69	1.00	0.98	0.88	0.72	1.00	1.00	0.90	0.73	1.00	1.00	0.93	0.76	1.00	1.00	0.97	0.79	1.00	1.00	0.98	0.79	ΔT	25	25	23	20	25	25	24	20	24	25	24	20	24	24	24	21	23	23	23	20	21	21	22	19																										
	1575	kW	2.61	2.67	2.76	2.86	2.83	2.89	2.99	3.10	3.02	3.09	3.19	3.31	3.19	3.26	3.37	3.49	3.33	3.41	3.52	3.65	3.45	3.53	3.66	3.79	Amps	10.1	10.3	10.7	11.1	10.9	11.2	11.6	12.0	11.9	12.2	12.6	13.1	12.7	13.0	13.5	14.0	14.9	15.2	15.8	16.4	15.7	16.1	16.7	17.3	Hi-PR	231	248	252	257	253	272	276	282	297	319	323	331	338	363	368	377	380	409	415	424	439	472	479	490	Lo-PR	120	124	136	144	124	128	140	149	128	132	144	154	132	136	148	158	134	139	151	161	138	142	155	165
	1400	MBh	42.7	43.6	45.6	48.7	41.7	42.5	44.6	47.5	40.7	41.5	43.5	46.4	39.7	40.5	42.4	45.3	37.8	38.5	40.3	43.0	35.0	35.7	37.3	39.8	S/T	0.93	0.90	0.81	0.66	0.97	0.93	0.84	0.68	0.99	0.96	0.86	0.70	1.00	0.99	0.89	0.72	1.00	1.00	0.92	0.75	1.00	1.00	0.93	0.76	ΔT	26	26	24	21	26	26	25	21	27	26	25	21	26	26	25	21	25	25	24	21	23	23	23	20																									
	1225	kW	2.59	2.65	2.74	2.83	2.80	2.87	2.97	3.07	2.99	3.06	3.17	3.28	3.16	3.23	3.34	3.46	3.30	3.38	3.49	3.62	3.42	3.50	3.62	3.75	Amps	10.0	10.2	10.6	11.0	10.8	11.1	11.5	11.9	11.8	12.1	12.5	13.0	12.6	12.9	13.4	13.9	14.7	15.1	15.6	16.2	15.6	15.9	16.5	17.1	Hi-PR	228	246	249	255	251	270	274	280	294	316	320	327	335	360	365	373	376	405	410	419	435	468	474	485	Lo-PR	119	123	134	143	123	127	138	147	127	131	143	152	130	134	147	156	133	137	150	159	136	141	153	163
	85	MBh	39.4	40.2	42.1	44.9	38.5	39.3	41.1	43.9	37.6	38.3	40.1	42.8	36.7	37.4	39.2	41.8	34.8	35.5	37.2	39.7	32.3	32.9	34.5	36.8	S/T	0.90	0.87	0.78	0.64	0.93	0.90	0.81	0.66	0.96	0.92	0.83	0.68	0.99	0.95	0.86	0.70	1.00	0.99	0.89	0.72	1.00	1.00	0.90	0.73	ΔT	27	26	25	21	27	26	25	22	27	27	25	22	27	27	25	22	26	26	25	22	24	25	23	20																									
	1225	kW	2.57	2.63	2.72	2.81	2.78	2.84	2.94	3.04	2.97	3.03	3.14	3.25	3.13	3.20	3.31	3.43	3.27	3.35	3.46	3.58	3.39	3.47	3.59	3.72	Amps	9.9	10.1	10.5	10.9	10.7	11.0	11.4	11.8	11.7	12.0	12.4	12.8	12.5	12.8	13.2	13.7	14.6	15.0	15.5	16.1	15.4	15.8	16.3	17.0	Hi-PR	226	243	247	252	248	267	271	277	291	313	317	324	331	356	361	369	373	401	406	415	431	463	469	480	Lo-PR	118	122	133	142	122	125	137	146	126	130	142	151	129	133	145	155	132	136	148	158	135	139	152	162

IDB: Entering Indoor Dry Bulb Temperature Shaded area reflects ARI conditions High and low pressures are measured at the liquid and suction service valves.

kW = Total system power Amps = outdoor unit amps (comp.+fan) Design Subcooling @ ARI 95°F Conditions, 7° ±2°F @ the Service Valve

ARI PERFORMANCE RATINGS

Outdoor Unit	Indoor Units		Cooling Capacity (BTU/h)				ARI #
	Indoor Coil & Blower	Furnace	Total	Sensible	SEER ¹	EER ²	
SSX16 0241A*	AEPF303616B*+TXV		24,000	18,200	16.00	13.50	1285143
	AEPF303616C*+TXV		24,000	18,200	16.00	13.50	1443946
	AEPF30361A*+TXV		24,000	18,200	16.00	13.50	1047150
	AR*F18241**+TXV		24,000	18,200	15.00	12.50	1347367
	AR*F182416B*+TXV		24,000	18,200	15.00	12.50	1443948
	ASPF303616A*+TXV		24,000	18,200	16.00	13.00	1291791
	ASPF303616B*+TXV		24,000	18,200	16.00	13.00	1443949
	CA*F048*4*+MBE1600**-1+TXV		24,000	18,200	16.00	13.50	1047139
	CA*F048*4*+TXV	G*V80905C**	24,000	18,200	16.00	13.50	1047145
	CA*F048*4*+TXV	G*V950704C**	24,000	18,200	16.00	13.50	1047141
	CA*F060*4*+TXV	G*V80905C**	24,000	18,200	16.00	13.50	1047147
	CA*F060*4*+TXV	G*V81155C**	24,000	18,200	16.00	13.50	1047149
	CA*F060*4*+TXV	G*V950704C**	24,000	18,200	16.00	13.50	1047143
	CA*F3636*6A*+MBE1600**-1+TXV		24,000	18,200	16.00	13.50	1047138
	CA*F3636*6A*+TXV	G*E80704B**	24,000	18,200	16.00	13.50	1293959
	CA*F3636*6A*+TXV	G*V80905C**	24,000	18,200	16.00	13.50	1047144
	CA*F3636*6A*+TXV	G*V90704C**	23,600	17,900	16.00	13.50	1345808
	CA*F3636*6A*+TXV	G*V950453B**	24,000	18,200	16.00	13.50	1289431
	CA*F3636*6A*+TXV	G*V950704C**	24,000	18,200	16.00	13.50	1047140
	CA*F3636*6A*+TXV		22,600	17,200	15.00	12.50	1289059
	CA*F3636*6B*+EEP+TXV		22,600	17,200	15.00	12.50	1346667
	CA*F3636*6B*+MBE1600**-1+TXV		24,000	18,200	16.00	13.50	1346661
	CA*F3636*6B*+TXV	G*E80704B**	24,000	18,200	16.00	13.50	1346662
	CA*F3636*6B*+TXV	G*V80905C**	24,000	18,200	16.00	13.50	1346663
	CA*F3636*6B*+TXV	G*V90704C**	23,600	17,900	16.00	13.50	1346664
	CA*F3636*6B*+TXV	G*V950453B**	24,000	18,200	16.00	13.50	1346665
	CA*F3636*6B*+TXV	G*V950704C**	24,000	18,200	16.00	13.50	1346666
	CA*F3642*6A*+TXV	A*V80905C**	24,000	18,200	16.00	13.50	1293960
	CA*F3642*6A*+TXV	A/G*V80704B**	24,000	18,200	15.50	13.00	1293961
	CA*F3642*6A*+TXV	G*V80905C**	24,000	18,200	16.00	13.50	1047146
	CA*F3642*6A*+TXV	G*V81155C**	24,000	18,200	16.00	13.50	1047148
	CA*F3642*6A*+TXV	G*V950704C**	24,000	18,200	16.00	13.50	1047142
	CA*F3642*6A*+TXV	G*V950905D**	24,000	18,200	16.00	13.50	1293962
	CA*F3642*6B*+TXV	A*V80905C**	24,000	18,200	16.00	13.50	1346668
	CA*F3642*6B*+TXV	A/G*V80704B**	24,000	18,200	15.50	13.00	1346669
	CA*F3642*6B*+TXV	G*V80905C**	24,000	18,200	16.00	13.50	1346670
	CA*F3642*6B*+TXV	G*V81155C**	24,000	18,200	16.00	13.50	1346671
	CA*F3642*6B*+TXV	G*V950704C**	24,000	18,200	16.00	13.50	1346672
	CA*F3642*6B*+TXV	G*V950905D**	24,000	18,200	16.00	13.50	1346673

¹ Seasonal Energy Efficiency Ratio; Certified per ARI 210/240 @ 80°F/ 67°F/ 95°F

² Energy Efficiency Ratio @ 80°F/ 67°F/ 95°F

Notes:

- Always check the S&R plate for electrical data on the unit being installed.
- When matching the outdoor unit to the indoor unit, use the piston supplied with the outdoor unit or that specified on the piston kit chart supplied with the indoor unit.
- EEP - Order from Service Dept. Part No. B13707-38 or new Solid State Board B13707-35S. Part No. B13707-38 is not interchangeable with B13707-35S. The Goodman Gas Furnace contains the EEP cooling time delay

ARI PERFORMANCE RATINGS (CONT.)

Outdoor Unit	Indoor Units		Cooling Capacity (BTU/h)				ARI #
	Indoor Coil & Blower	Furnace	Total	Sensible	SEER ¹	EER ²	
SSX16 0241A* (cont.)	CHPF048*4*+TXV	G*V80905C**	24,000	18,200	16.00	13.50	1047154
	CHPF048*4*+TXV	G*V81155C**	24,000	18,200	16.00	13.50	1047156
	CHPF048*4*+TXV	G*V950704C**	24,000	18,200	16.00	13.50	1047152
	CHPF3636B6A*+EEP+TXV	G*V80905C**	24,000	18,200	16.00	13.50	1047164
	CHPF3636B6A*+EEP+TXV	G*V81155C**	24,000	18,200	16.00	13.50	1047165
	CHPF3636B6A*+EEP+TXV	G*V950704C**	24,000	18,200	16.00	13.50	1047163
	CHPF3636B6A*+EEP+TXV		23,000	17,500	14.00	11.50	1328879
	CHPF3636B6A*+TXV	G*E80704B**	24,600	18,700	16.00	13.50	1346389
	CHPF3636B6A*+TXV	G*V80905C**	24,000	18,200	16.00	13.50	1492401
	CHPF3636B6A*+TXV	G*V81155C**	24,000	18,200	16.00	13.50	1492402
	CHPF3636B6A*+TXV	G*V950704C**	24,000	18,200	16.00	13.50	1492403
	CHPF3636B6B*+EEP+TXV		23,000	17,500	14.00	11.50	1347392
	CHPF3636B6B*+MBE1200**-1B*+TXV		24,000	18,200	16.00	13.50	1451764
	CHPF3636B6B*+TXV	G*V80905C**	24,000	18,200	16.00	13.50	1330680
	CHPF3636B6B*+TXV	G*V81155C**	24,000	18,200	16.00	13.50	1330681
	CHPF3636B6B*+TXV	G*V950704C**	24,000	18,200	16.00	13.50	1330682
	CHPF3642*6A*+TXV	A/G*V80905C**	24,000	18,200	16.00	13.00	1088629
	CHPF3642*6A*+TXV	A/G*V81155C**	24,000	18,200	16.00	13.00	1088630
	CHPF3642*6A*+TXV	G*V80905C**	24,000	18,200	16.00	13.50	1047153
	CHPF3642*6A*+TXV	G*V81155C**	24,000	18,200	16.00	13.50	1047155
	CHPF3642*6A*+TXV	G*V950704C**	24,000	18,200	16.00	13.50	1047151
	CHPF3642C6A*+TXV	A/G*V80704B**	24,000	18,200	15.50	13.00	1293963
	CHPF3642C6B*+TXV	A/G*V80704B**	24,000	18,200	15.50	13.00	1347393
	CHPF3642C6B*+TXV	A/G*V80905C**	24,000	18,200	16.00	13.50	1330532
	CHPF3642C6B*+TXV	A/G*V81155C**	24,000	18,200	16.00	13.50	1330533
	CHPF3642C6B*+TXV	G*V950704C**	24,000	18,200	16.00	13.50	1330685
	CHPF3642D6B*+TXV	G*V80905C**	24,000	18,200	16.00	13.50	1330683
	CHPF3642D6B*+TXV	G*V81155C**	24,000	18,200	16.00	13.50	1330684
	CHPF3743C6A*+TXV	A/G*V80704B**	24,000	18,200	15.50	13.00	1347608
	CSCF3642N6A*+TXV	G*V80905C**	24,000	18,200	16.00	13.50	1047159
	CSCF3642N6A*+TXV	G*V81155C**	24,000	18,200	16.00	13.50	1047161
	CSCF3642N6A*+TXV	G*V950704C**	24,000	18,200	16.00	13.50	1047157
	CSCF3642N6C*+TXV	G*V80905C**	24,000	18,200	16.00	13.50	1296700
	CSCF3642N6C*+TXV	G*V81155C**	24,000	18,200	16.00	13.50	1296701
	CSCF3642N6C*+TXV	G*V950704C**	24,000	18,200	16.00	13.50	1296702
	CT*F3636*6A*+MBE1600**-1+TXV		24,000	18,200	16.00	13.50	1487085
	CT*F3636*6A*+TXV	G*E80704B**	24,000	18,200	16.00	13.50	1487086
	CT*F3636*6A*+TXV	G*V80905C**	24,000	18,200	16.00	13.50	1487087
	CT*F3636*6A*+TXV	G*V90704C**	23,600	17,900	16.00	13.50	1487088
	CT*F3636*6A*+TXV	G*V950453B**	24,000	18,200	16.00	13.50	1487089
	CT*F3636*6A*+TXV	G*V950704C**	24,000	18,200	16.00	13.50	1487090
	CT*F3636*6A*+TXV		22,600	17,200	15.00	12.50	1487091
	CT*F3642*6A*+TXV	A*V80905C**	24,000	18,200	16.00	13.50	1487092
CT*F3642*6A*+TXV	A/G*V80704B**	24,000	18,200	15.50	13.00	1487093	
CT*F3642*6A*+TXV	G*V80905C**	24,000	18,200	16.00	13.50	1487094	

ARI PERFORMANCE RATINGS (CONT.)

Outdoor Unit	Indoor Units		Cooling Capacity (BTU/h)				ARI #
	Indoor Coil & Blower	Furnace	Total	Sensible	SEER ¹	EER ²	
SSX16 0241A* (cont.)	CT*F3642*6A*+TXV	G*V81155C**	24,000	18,200	16.00	13.50	1487095
	CT*F3642*6A*+TXV	G*V950704C**	24,000	18,200	16.00	13.50	1487096
	CT*F3642*6A*+TXV	G*V950905D**	24,000	18,200	16.00	13.50	1487097
	H60F+TXV	G*V80905C**	24,000	18,200	16.00	13.50	1047160
	H60F+TXV	G*V81155C**	24,000	18,200	16.00	13.50	1047162
	H60F+TXV	G*V950704C**	24,000	18,200	16.00	13.50	1047158
SSX16 0361A*	AEPF426016A*+TXV		34,600	27,300	16.00	13.20	1047179
	AEPF426016B*+TXV		34,600	27,300	16.00	13.20	1277837
	AEPF426016C*+TXV		34,600	27,300	16.00	13.20	1492536
	ARUF193116A*+TXV		34,400	27,200	14.00	12.00	1347370
	ASPF426016A*+TXV		34,600	27,300	16.00	13.00	1291792
	ASPF426016B*+TXV		34,600	27,300	16.00	13.00	1492537
	AT*F193116A*+TXV		34,400	27,200	14.00	12.00	1483569
	CA*F3642*6A*+TXV	G*V950905D**	33,000	26,100	15.50	13.00	1412517
	CA*F4860*6A*+MBE1600**-1+TXV		34,000	26,900	16.00	13.00	1047167
	CA*F4860*6A*+MBE2000**-1+TXV		35,000	27,700	16.00	13.50	1047180
	CA*F4860*6A*+TXV	A/G*E80704B**	34,400	27,200	15.50	13.00	1293964
	CA*F4860*6A*+TXV	A/G*V80704B**	35,000	27,700	15.50	12.50	1293969
	CA*F4860*6A*+TXV	A/G*V80905C**	35,000	27,700	15.50	13.00	1293965
	CA*F4860*6A*+TXV	G*E80704B**	35,000	27,700	15.50	13.00	1293966
	CA*F4860*6A*+TXV	G*E80905C**	35,000	27,700	16.00	13.50	1293967
	CA*F4860*6A*+TXV	G*E81155C**	35,000	27,700	16.00	13.50	1293968
	CA*F4860*6A*+TXV	G*V90704C**	35,200	27,800	16.00	13.50	1346393
	CA*F4860*6A*+TXV	G*V90905D**	34,800	27,500	16.00	13.50	1346395
	CA*F4860*6A*+TXV	G*V950704C**	34,000	26,900	15.50	13.00	1328888
	CA*F4860*6A*+TXV	G*V950905D**	35,000	27,700	16.00	13.50	1047166
	CA*F4860*6A*+TXV	G*V951155D**	35,000	27,700	16.00	13.50	1047168
	CA*F4860*6A*+TXV		34,000	26,900	14.00	12.00	1289060
	CA*F4860*6B*+EEP+TXV		34,000	26,900	14.00	12.00	1401114
	CA*F4860*6B*+MBE1600**-1+TXV		34,000	26,900	16.00	13.00	1347171
	CA*F4860*6B*+MBE2000**-1+TXV		35,000	27,700	16.00	13.50	1346674
	CA*F4860*6B*+TXV	A/G*E80704B**	34,400	27,200	15.50	13.00	1347142
	CA*F4860*6B*+TXV	A/G*V80704B**	35,000	27,700	15.50	12.50	1347143
	CA*F4860*6B*+TXV	A/G*V80905C**	35,000	27,700	15.50	13.00	1347144
	CA*F4860*6B*+TXV	G*E80704B**	35,000	27,700	15.50	13.00	1347145
	CA*F4860*6B*+TXV	G*E80905C**	35,000	27,700	16.00	13.50	1347146
	CA*F4860*6B*+TXV	G*E81155C**	35,000	27,700	16.00	13.50	1347147
	CA*F4860*6B*+TXV	G*V90704C**	35,200	27,800	16.00	13.50	1401105
	CA*F4860*6B*+TXV	G*V90905D**	34,800	27,500	16.00	13.50	1401106
	CA*F4860*6B*+TXV	G*V950704C**	34,000	26,900	15.50	13.00	1347148
	CA*F4860*6B*+TXV	G*V950905D**	35,000	27,700	16.00	13.50	1347149
	CA*F4860*6B*+TXV	G*V951155D**	35,000	27,700	16.00	13.50	1347150
CHPF060D4*+TXV	G*V951155D**	35,000	27,700	16.00	13.50	1047170	
CHPF4860*6A*+MBE2000**-1+TXV		35,000	27,700	16.00	13.50	1047178	
CHPF4860D6A*+EEP+TXV		34,000	26,900	14.00	12.00	1328890	

ARI PERFORMANCE RATINGS (CONT.)

Outdoor Unit	Indoor Units		Cooling Capacity (BTU/h)				ARI #
	Indoor Coil & Blower	Furnace	Total	Sensible	SEER ¹	EER ²	
SSX16 0361A* (cont.)	CHPF4860D6A*+TXV	A/G*V80704B**	34,400	27,200	15.50	13.00	1328889
	CHPF4860D6A*+TXV	A/G*V8095C**	34,600	27,300	15.50	12.50	1088632
	CHPF4860D6A*+TXV	A/G*V81155C**	34,600	27,300	15.50	12.50	1088631
	CHPF4860D6A*+TXV	G*E80905C**	34,600	27,300	15.50	12.50	1277924
	CHPF4860D6A*+TXV	G*E81155C**	34,600	27,300	15.50	12.50	1260277
	CHPF4860D6A*+TXV	G*V80704B**	34,600	27,300	16.00	13.20	1346391
	CHPF4860D6A*+TXV	G*V950704C**	34,400	27,200	15.50	13.00	1293977
	CHPF4860D6A*+TXV	G*V951155D**	35,000	27,700	16.00	13.50	1047169
	CHPF4860D6C*+EEP+TXV		34,000	26,900	14.00	12.00	1347561
	CHPF4860D6C*+MBE2000**-1A*+TXV		35,000	27,700	16.00	13.50	1330686
	CHPF4860D6C*+TXV	A/G*V80704B**	34,400	27,200	15.50	13.00	1347574
	CHPF4860D6C*+TXV	A/G*V8095C**	34,600	27,300	15.50	12.50	1330534
	CHPF4860D6C*+TXV	A/G*V81155C**	34,600	27,300	15.50	12.50	1330535
	CHPF4860D6C*+TXV	G*E80905C**	34,600	27,300	15.50	12.50	1347572
	CHPF4860D6C*+TXV	G*E81155C**	34,600	27,300	15.50	12.50	1347571
	CHPF4860D6C*+TXV	G*V950704C**	34,400	27,200	15.50	13.00	1347573
	CHPF4860D6C*+TXV	G*V951155D**	35,000	27,700	16.00	13.50	1330687
	CSCF4860N6A*+TXV	G*E80704B**	34,600	27,300	15.50	12.50	1293978
	CSCF4860N6A*+TXV	G*V80905C**	35,000	27,700	16.00	13.50	1293979
	CSCF4860N6A*+TXV	G*V950905D**	35,000	27,700	16.00	13.50	1047171
	CSCF4860N6A*+TXV	G*V951155D**	35,000	27,700	16.00	13.50	1047173
	CSCF4860N6C*+TXV	G*E80704B**	34,600	27,300	15.50	12.50	1347348
	CSCF4860N6C*+TXV	G*V80905C**	35,000	27,700	16.00	13.50	1347349
	CSCF4860N6C*+TXV	G*V950905D**	35,000	27,700	16.00	13.50	1296844
	CSCF4860N6C*+TXV	G*V951155D**	35,000	27,700	16.00	13.50	1296845
	H61F+TXV	G*V950905D**	35,000	27,700	16.00	13.50	1047172
	H61F+TXV	G*V951155D**	35,000	27,700	16.00	13.50	1047174
	SSX16 0481A*	AEPF426016A*+TXV		46,000	34,500	16.00	13.00
AEPF426016B*+TXV			46,000	34,500	16.00	13.00	1277838
AEPF426016C*+TXV			46,000	34,500	16.00	13.00	1492538
AR*F364216A*+TXV			45,500	34,100	14.50	11.50	1347371
AR*F364216B*+TXV			45,500	34,100	14.50	11.50	1486995
AR*F364216B*+TXV			45,500	34,100	14.50	11.50	1486996
ASPF426016A*+TXV			46,000	34,500	15.50	12.50	1291793
ASPF426016B*+TXV			46,000	34,500	15.50	12.50	1492539
AT*F364216A*+TXV			45,500	34,100	14.50	11.50	1483570
CA*F4860*6A*+EEP+TXV			45,500	34,100	14.50	11.50	1296159
CA*F4860*6A*+MBE2000**-1+TXV			47,000	35,300	16.00	13.00	1047193
CA*F4860*6A*+TXV		A/G*V80905C**	46,500	34,900	15.50	12.50	1293990
CA*F4860*6A*+TXV		A/G*V81155C**	46,000	34,500	15.50	12.50	1293991
CA*F4860*6A*+TXV		G*E80905C**	46,500	34,900	15.50	12.50	1293988
CA*F4860*6A*+TXV		G*E81155C**	47,000	35,300	15.50	12.50	1293989
CA*F4860*6A*+TXV		G*V90905D**	46,500	34,900	16.00	13.00	1346399
CA*F4860*6A*+TXV		G*V950905D**	46,000	34,500	16.00	13.00	1047183

See Notes on Page 14.

ARI PERFORMANCE RATINGS (CONT.)

Outdoor Unit	Indoor Units		Cooling Capacity (BTU/h)				ARI #
	Indoor Coil & Blower	Furnace	Total	Sensible	SEER ¹	EER ²	
SSX16 0481A* (cont.)	CA*F4860*6A*+TXV	G*V951155D**	46,000	34,500	16.00	13.00	1047182
	CA*F4860*6B*+EEP+TXV		45,500	34,100	14.50	11.50	1347152
	CA*F4860*6B*+MBE2000**-1+TXV		47,000	35,300	16.00	13.00	1346675
	CA*F4860*6B*+TXV	A/G*V80905C**	46,500	34,900	15.50	12.50	1347153
	CA*F4860*6B*+TXV	A/G*V81155C**	46,000	34,500	15.50	12.50	1347154
	CA*F4860*6B*+TXV	G*E80905C**	46,500	34,900	15.50	12.50	1347155
	CA*F4860*6B*+TXV	G*E81155C**	47,000	35,300	15.50	12.50	1347156
	CA*F4860*6B*+TXV	G*V90905D**	46,500	34,900	16.00	13.00	1401107
	CA*F4860*6B*+TXV	G*V950905D**	46,000	34,500	16.00	13.00	1347157
	CA*F4860*6B*+TXV	G*V951155D**	46,000	34,500	16.00	13.00	1347158
	CHPF060D4*+TXV	G*V950905D**	46,000	34,500	16.00	13.00	1047186
	CHPF060D4*+TXV	G*V951155D**	46,000	34,500	16.00	13.00	1047188
	CHPF4860*6A*+MBE2000**-1+TXV		47,000	35,300	16.00	13.20	1047184
	CHPF4860*6A*+TXV	G*V950905D**	46,000	34,500	16.00	13.00	1047185
	CHPF4860*6A*+TXV	G*V951155D**	46,000	34,500	16.00	13.00	1047187
	CHPF4860*6A*+TXV		45,500	34,100	14.50	12.20	1289415
	CHPF4860D6A*+EEP+TXV		46,000	34,500	15.00	12.00	1293987
	CHPF4860D6A*+TXV	A/G*V8095C**	46,000	34,500	15.50	12.50	1088635
	CHPF4860D6A*+TXV	A/G*V81155C**	46,000	34,500	15.50	12.50	1088634
	CHPF4860D6A*+TXV	G*E8095C**	46,000	34,500	15.50	12.50	1260524
	CHPF4860D6A*+TXV	G*E81155C**	46,000	34,500	15.50	12.50	1260278
	CHPF4860D6A*+TXV	G*V950704C**	46,000	34,500	15.50	12.50	1293992
	CHPF4860D6C*+EEP+TXV		46,000	34,500	15.00	12.00	1347562
	CHPF4860D6C*+MBE2000**-1A*+TXV		47,000	35,300	16.00	13.20	1330688
	CHPF4860D6C*+TXV	A/G*V80905C**	46,000	34,500	15.50	12.50	1330538
	CHPF4860D6C*+TXV	A/G*V81155C**	46,000	34,500	15.50	12.50	1330539
	CHPF4860D6C*+TXV	G*E8095C**	46,000	34,500	15.50	12.50	1347576
	CHPF4860D6C*+TXV	G*E81155C**	46,000	34,500	15.50	12.50	1347575
	CHPF4860D6C*+TXV	G*V950704C**	46,000	34,500	15.50	12.50	1347577
	CHPF4860D6C*+TXV	G*V950905D**	46,000	34,500	16.00	13.00	1330536
	CHPF4860D6C*+TXV	G*V951155D**	46,000	34,500	16.00	13.00	1330537
	CSCF4860N6A*+TXV	G*V950905D**	46,000	34,500	16.00	13.00	1047189
CSCF4860N6A*+TXV	G*V951155D**	46,000	34,500	16.00	13.00	1047191	
CSCF4860N6C*+TXV	G*V950905D**	46,000	34,500	16.00	13.00	1296846	
CSCF4860N6C*+TXV	G*V951155D**	46,000	34,500	16.00	13.00	1296847	
H61F+TXV	G*V950905D**	46,000	34,500	16.00	13.00	1047190	
H61F+TXV	G*V951155D**	46,000	34,500	16.00	13.00	1047192	
SSX16 0601A*	AEPF426016A*+TXV		57,000	42,800	15.50	12.00	1047211
	AEPF426016B*+TXV		57,000	42,800	15.50	12.00	1277839
	AEPF426016C*+TXV		57,000	42,800	15.50	12.00	1492540
	CA*F4860*6A*+MBE2000**-1+TXV		57,000	42,800	16.00	12.00	1047196
	CA*F4860*6A*+TXV	A/G*V80905C**	57,000	42,800	15.00	11.00	1328891
	CA*F4860*6A*+TXV	G*V90905C**	56,000	42,000	15.50	12.00	1346403
	CA*F4860*6A*+TXV	G*V950905D**	57,000	42,800	15.50	11.50	1076525

See Notes on Page 19.

ARI PERFORMANCE RATINGS (CONT.)

Outdoor Unit	Indoor Units		Cooling Capacity (BTU/h)				ARI #
	Indoor Coil & Blower	Furnace	Total	Sensible	SEER ¹	EER ²	
SSX16 0601A* (cont.)	CA*F4860*6A*+TXV	G*V951155D**	57,000	42,800	15.50	11.50	1047198
	CA*F4860*6B*+MBE2000**-1+TXV		57,000	42,800	16.00	12.00	1346676
	CA*F4860*6B*+TXV	A/G*V80905C**	57,000	42,800	15.00	11.00	1347159
	CA*F4860*6B*+TXV	G*V950905D**	57,000	42,800	15.50	11.50	1347160
	CA*F4860*6B*+TXV	G*V951155D**	57,000	42,800	15.50	11.50	1347161
	CA*F4961*6A*+TXV	G*E80905C**	56,500	42,400	15.00	11.00	1412527
	CA*F4961*6A*+TXV	G*E81155C**	56,500	42,400	15.00	11.00	1412532
	CHPF060D4*+TXV	G*V950905D**	57,000	42,800	15.50	11.50	1047201
	CHPF060D4*+TXV	G*V951155D**	57,000	42,800	15.50	11.50	1047203
	CHPF4860*6A*+MBE2000**-1+TXV		57,000	42,800	15.50	11.50	1047199
	CHPF4860*6A*+TXV	G*V950905D**	57,000	42,800	15.50	11.50	1047200
	CHPF4860*6A*+TXV	G*V951155D**	57,000	42,800	15.50	11.50	1047202
	CHPF4860D6A*+TXV	A/G*V8095C**	56,000	42,000	15.50	12.00	1088637
	CHPF4860D6A*+TXV	A/G*V81155C**	56,000	42,000	15.50	12.00	1088636
	CHPF4860D6A*+TXV	G*V90905D**	55,500	41,600	16.00	12.00	1346404
	CHPF4860D6C*+MBE2000**-1A*+TXV		57,000	42,800	15.50	11.50	1330689
	CHPF4860D6C*+TXV	A/G*V80905C**	56,000	42,000	15.50	12.00	1330540
	CHPF4860D6C*+TXV	A/G*V81155C**	56,000	42,000	15.50	12.00	1330541
	CHPF4860D6C*+TXV	G*E80905C**	56,500	42,400	15.00	11.00	1412544
	CHPF4860D6C*+TXV	G*E81155C**	56,500	42,400	15.00	11.00	1412551
	CHPF4860D6C*+TXV	G*V950905D**	57,000	42,800	15.50	11.50	1330690
	CHPF4860D6C*+TXV	G*V951155D**	57,000	42,800	15.50	11.50	1330691
	CSCF4860N6A*+TXV	G*V950905D**	57,000	42,800	15.50	11.50	1047204
	CSCF4860N6A*+TXV	G*V951155D**	57,000	42,800	15.50	11.50	1047206
	CSCF4860N6C*+TXV	G*V950905D**	57,000	42,800	15.50	11.50	1296848
	CSCF4860N6C*+TXV	G*V951155D**	57,000	42,800	15.50	11.50	1296849
	H61F+TXV	G*V950905D**	57,000	42,800	15.50	11.50	1047205
	H61F+TXV	G*V951155D**	57,000	42,800	15.50	11.50	1047207

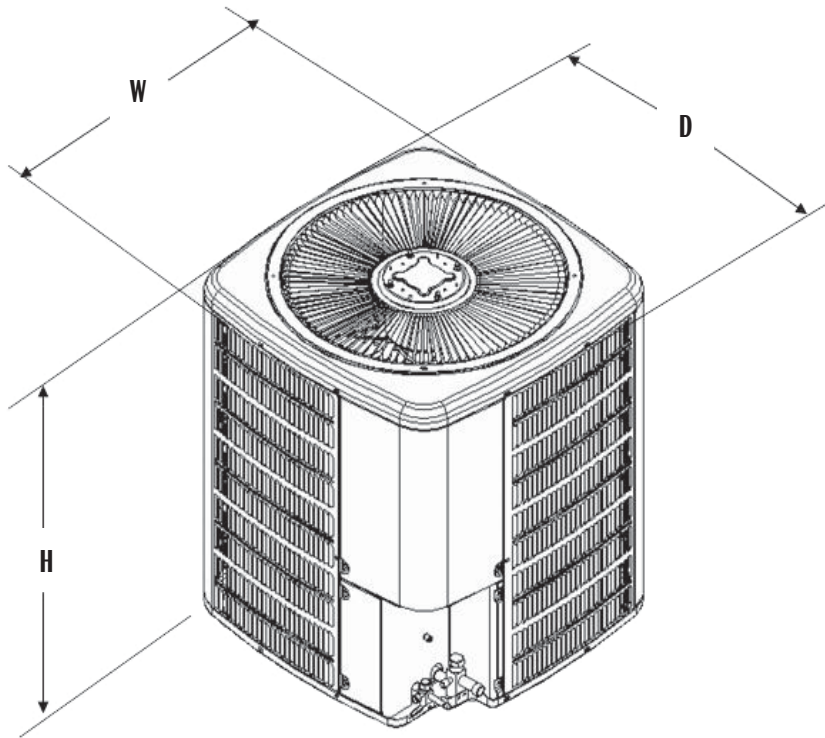
¹ Seasonal Energy Efficiency Ratio; Certified per ARI 210/240 @ 80°F/ 67°F/ 95°F

² Energy Efficiency Ratio @ 80°F/ 67°F/ 95°F

Notes:

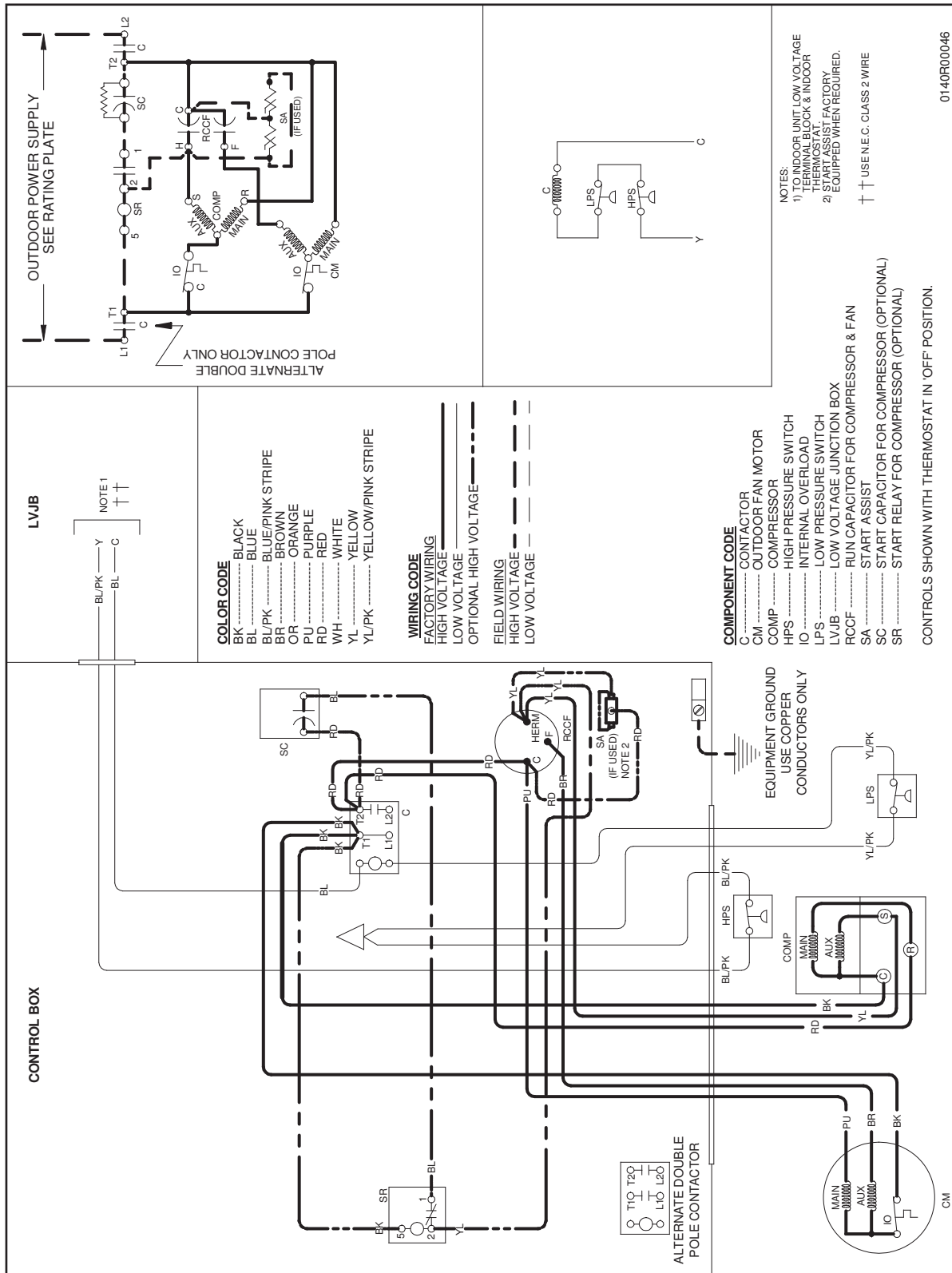
- Always check the S&R plate for electrical data on the unit being installed.
- When matching the outdoor unit to the indoor unit, use the piston supplied with the outdoor unit or that specified on the piston kit chart supplied with the indoor unit.
- EEP - Order from Service Dept. Part No. B13707-38 or new Solid State Board B13707-35S. Part No. B13707-38 is not interchangeable with B13707-35S. The Goodman Gas Furnace contains the EEP cooling time delay

DIMENSIONS



Model	Dimensions
SSX160241A*	29x29x38¼
SSX160361A*	29x29x38¼
SSX160481A*	35½x35½x38¼
SSX160601A*	35½x35½x38¼

WIRING DIAGRAM — SSX160241A*-481A*

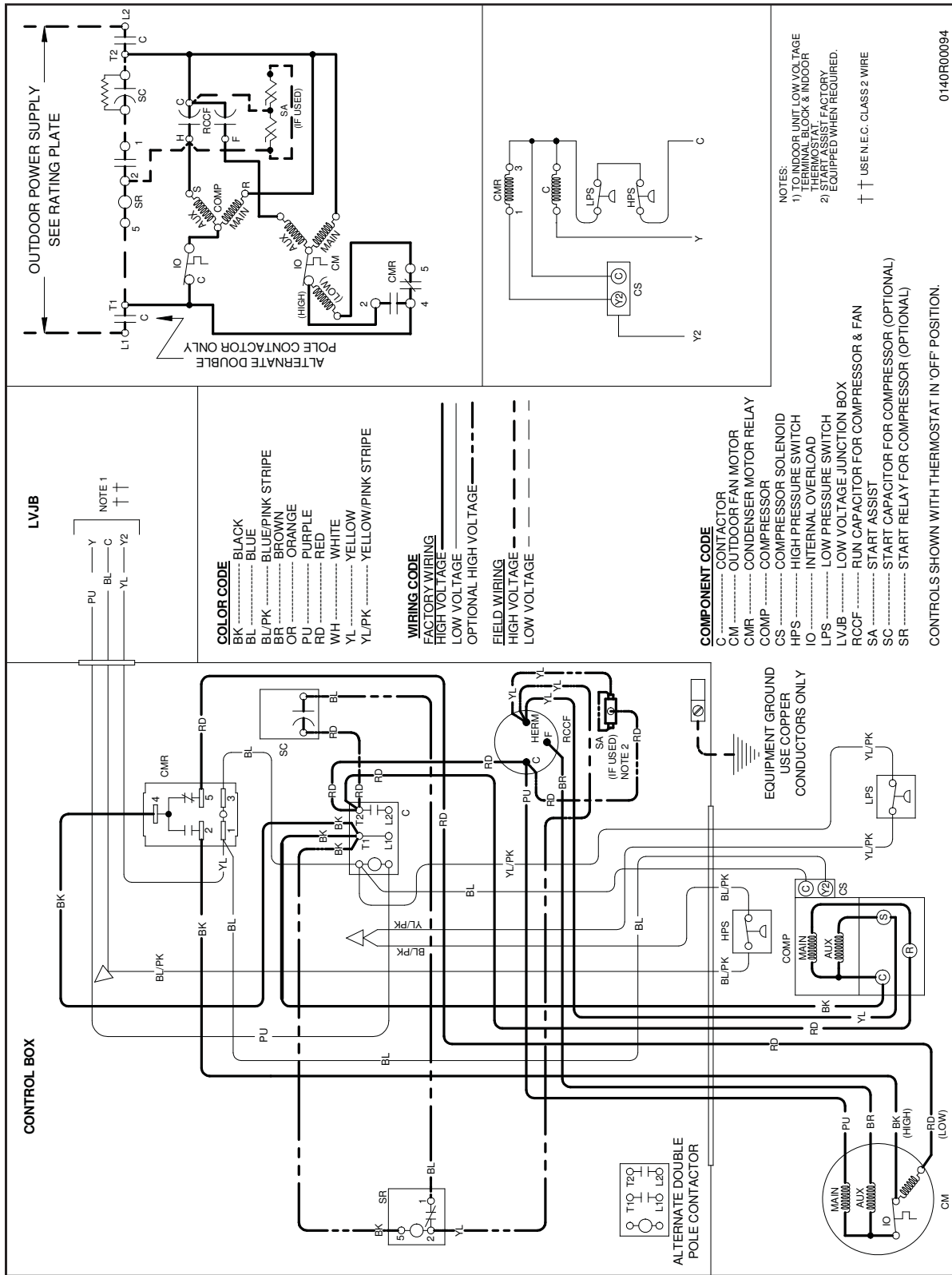


WARNING

High Voltage:
Disconnect all power before servicing or installing this unit. Multiple power sources may be present. Failure to do so may cause property damage, personal injury, or death.

Wiring is subject to change. Always refer to the wiring diagram or the unit for the most up-to-date wiring.

WIRING DIAGRAM — SSX160601A*



WARNING

High Voltage:
Disconnect all power before servicing or installing this unit. Multiple power sources may be present. Failure to do so may cause property damage, personal injury, or death.

ACCESSORIES

Model	Description	SSX16024*	SSX16036*	SSX16048*	SSX16060*
ABK-20	Anchor Bracket Kit ◀	X	X	X	X
ASC-01	Anti-Short Cycle Kit	X	X	X	X
CSR-U-1	Hard-start Kit	X	X		
CSR-U-2	Hard-start Kit		X	X	X
CSR-U-3	Hard-start Kit			X	X
FSK01A ¹	Freeze Protection Kit	X	X	X	X
OT18-60A	Outdoor Thermostat / Lockout Stat	X	X	X	X
TX2N4 ²	TXV Kit	X			
TX3N4 ²	TXV Kit		X		
TX5N4 ²	TXV Kit			X	X

◀ Contains 20 brackets; four brackets needed to anchor unit to pad

¹ Installed on indoor coil

² Field-installed, non-bleed, expansion valve kit — Condensing units and heat pumps with reciprocating compressors require the use of start-assist components when used in conjunction with an indoor coil using a non-bleed thermal expansion valve refrigerant metering device.

PRODUCT SPECIFICATIONS

NOTES

